



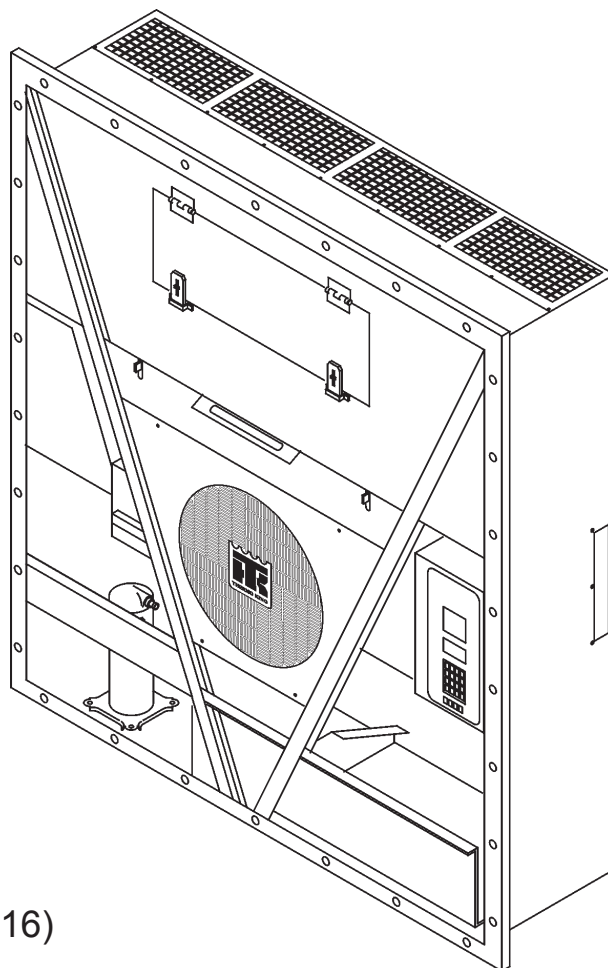
Parts Manual

MAGNUM

TK 51745-4-PM (Rev. 5.3)

MAGNUM

TK51745-5



Printed (June 3, 2016)

Copyright © 01/01/02 – Thermo King Corp. - Minneapolis, MN U.S.A.
Printed in the U.S.A.

General Information

Table of Contents

This Parts Manual contains a numerical table of contents listing each assembly name, its associated Grid number and page number. The numerical table of contents is arranged numerically by Grid number. There are references in a parts list referring to other Grid numbers; the numerical table of contents is arranged to facilitate finding the referenced illustrations.

Contact Information

Customer Service:

844-TKCOLDE (844-852-6533)

Dealer Locator:

<http://dealers.thermoking.com/dealer-locator.html>

Assemblies and Subassemblies

When parts are indented in the description list, they are preceded with an asterisk (*). This indicates that the part(s) is available separately or included in an assembly.

GRID NO. 67D6

SWITCH PANEL ASSEMBLY

REF	PART NO.	DESCRIPTION	QTY
	451239	PANEL - assy, switch	1
1	991960	*PANEL	1
	996280	**NAMEPLATE - panelx	1
2	330743	*GASKET	1

For example: The Switch Panel Nameplate (996280) is available separately, available as part of the Switch Panel (991960) and with the Panel Assembly (451239).

ABBREVIATIONS:

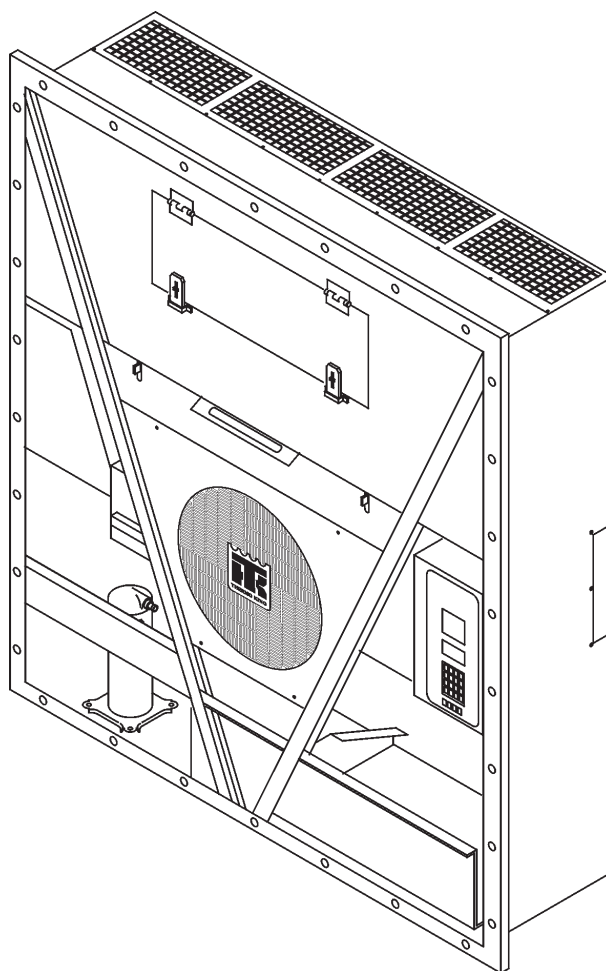
The following abbreviations appear in Parts Manuals.

A ACalternating current	extexternal	pkgpackage
A/Ras required	F FFahrenheit	phphase
accum.....accumulator	fill.....fillister	pospositive
adjadjusting	fifuel injection	psi.....pounds per square inch
alaluminum	flflare	R radradiator
altalternator	fptfemale pipe thread	rcvrreceiver
A or ampampere	ftfeet	refreference
assyassembly	ftgfitting	regregulator
ASQ.....Ask for Quote	galgallon	reqrequired
B bdboard	G hexhexagon	rpmrevolutions per minute
brgbearing	H hhhexagon head	S sec.....second
brkrbreaker	hdhead	sld.....solder
brktbracket	hphorsepower	soc hd.....socket head
C C.....Celsius	hsghousing	sol.....solenoid
cw.....clockwise	I idinside diameter	spl.....special
ccwcounter-clockwise	ininch (2.54 cm)	sqsquare
camcamshaft	incl.....includes	ss.....stainless steel
cmcentimeters	inj.....injection	stdstandard
comprcompressor	intinternal	stl.....steel
condcondenser	int th.....internal tooth	suct.....suction
connconnector	K kWkiloWatt	swswitch
cyl.....cylinder	L LLiter (Litre)	T TBDTo Be Determined
D defdefrost	liq.....liquid	termterminal
degdegree	lglong	temptemperature
dehyddehydrator	M MMeter (Metre)	thkthick
diadiameter	mmMillimeter (Millimetre)	TSATransport Solutions Americas
DCdirect current	mptmale pipe thread	U usundersize
disc.....discharge	modmodulating	V vib.....vibrasorber
diffdifferential	N negnegative	VVolt
E EMI.....Extended	No.....number	W Wwatt
Maintenance Interval	NSnot supplied	w/with
EMEIAEurope, Middle East, India and Africa	NSS.....not sold separately	w/o.....without
engengine	O osoversized	
exch.....exchanger	odoutside diameter	
expexpansion	orso-ring seal	
	P pcbprinted circuit board	

MAGNUM

Contents

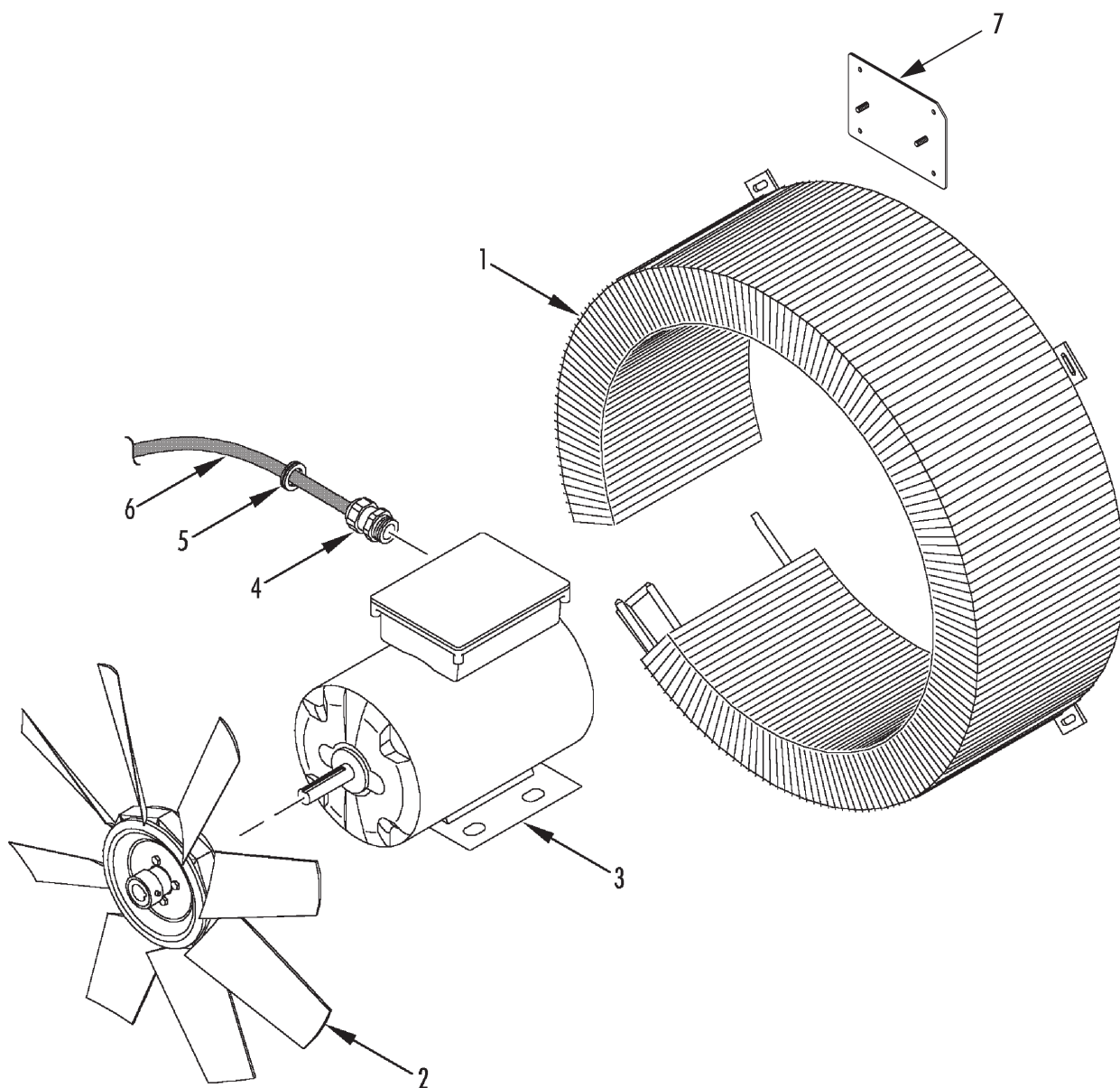
Grid Name	Grid	Page
MAGNUM REFERENCE SHEET	7U94	4
CONDENSER FAN GROUP	180D8	6
EVAPORATOR FAN GROUP (MAGNUM 40)	180D9	8
EVAPORATOR FAN GROUP (THREE FANS)	183B6	12
REFRIGERATION COMPONENTS	180D0	16
REFRIGERATION COMPONENTS (SERVICE VALVES)	189D5	22
REFRIGERATION COMPONENTS (WCC, SERVICE VALVES)	189B9	30
COMPRESSOR GROUP (SERVICE VALVES)	180E1	36
WATER COOLED CONDENSER	154E13	40
GAUGE GROUP (OPTION 098140)	158B4	42
ELECTRICAL COMPONENTS	180E2	44
CONTROL BOX	180E3	48
HIGH VOLTAGE TRAY	158A1	54
CONTROL BOX DOOR (MP3000-A w/ RMM)	183B5	56
EVAPORATOR HEATER GROUP	259A4	60
DOWNLOAD CABLES	226E2	62
TRANSFORMER GROUP (098024, 098040, 098041, 098043, 098071, 098123, 098128)	148G2	64
RECORDING THERMOMETER (OPTION 098026 & 098030)	147B8	66
RECORDING THERMOMETER - 31 DAY FAHRENHEIT	147B2	70
RECORDING THERMOMETER (OPTION 098026)	147B9	72
ELECTRONIC CHART RECORDER	212G9	74
REMOTE MONITOR OPTION (098182 CSR; 098144 CRR; 098182 CSR)	158A5	78
USDA DOWNLOAD PANEL (CANNON CONNECTORS)	157H2	80
USDA DOWNLOAD PANEL (3-PIN DEUTSCH CONNECTORS)	160F3	82
USDA DOWNLOAD PANEL (4-PIN DEUTSCH CONNECTORS)	189D7	84
CONDENSER COMPONENTS	189C2	86
CONDENSER COMPONENTS (20 ft CONTAINER, THREE FANS)	183B7	92
CONDENSER COMPONENTS (11/05 & after)	226E3	96
TRANSFRESH GROUP	212G0	100
AIR VENT (40 FT CONTAINERS)	143D7	102
AIR VENT (40 FT CONTAINERS)	191B6	104
AIR VENT (20 FT CONTAINERS)	157D9	108
AFAM MP3000 (OPTION 098166)	158H7	110
AIR VENT (AFAM MP-3000)	213D3	114
EVAPORATOR PANELS	160G6	116
DEFROST DRAIN	173B6	120
DEFROST DRAIN	189C4	122
NAMEPLATES	180E6	124

7U94**MAGNUM REFERENCE SHEET**Revised
03/12/14

Revised
03/12/14

MAGNUM REFERENCE SHEET**7U94**

B/M	DESCRIPTION
098525	MAGNUM 40 w/ AFAM+
098528	MAGNUM
098540	MAGNUM
098546	MAGNUM
098547	MAGNUM
098552	MAGNUM
098553	MAGNUM
098554	MAGNUM
098916	MAGNUM 20
098922	MAGNUM 40
098924	MAGNUM - 924
098934	MAGNUM 40 SL

180D8**CONDENSER FAN GROUP**Revised
10/13/14

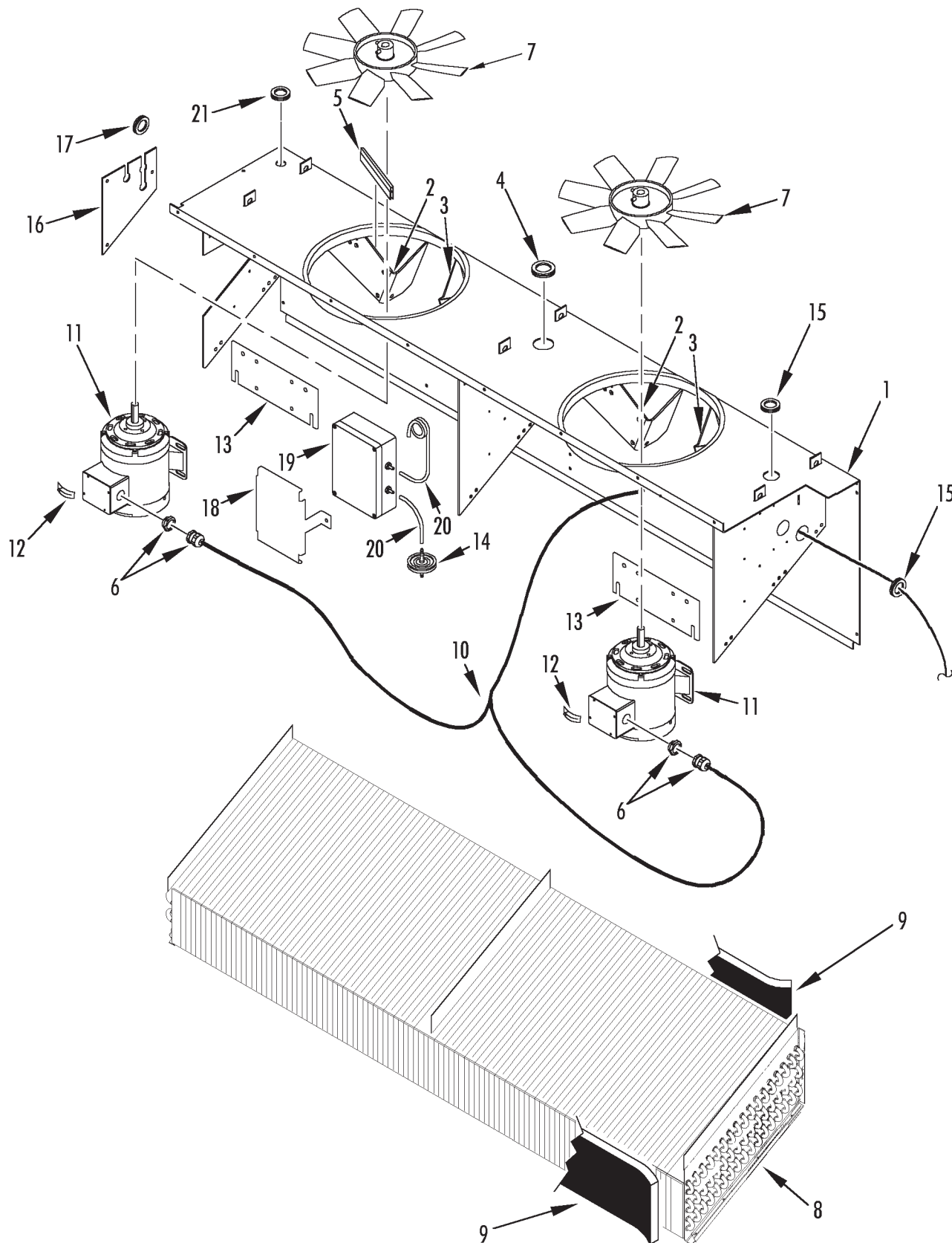
Revised
10/13/14

CONDENSER FAN GROUP



180D8

REF	PART NO.	DESCRIPTION	QTY
1	600285TKA	COIL - condenser	1
	332950	GASKET (10 x 15 mm)	A/R
	511442	SCREW - coil	7
	511444	FLATWASHER	7
	559054	WASHER (nylon)	7
2	781167	FAN - condenser (21.6 in, 500 mm dia, 30 deg pitch, 8 blade)	1
3	1040759	MOTOR - condenser fan (0.75 hp)	1
	552324	* KEY - fan	1
	771498	* BEARING - shaft end	1
	771401	* BEARING - opposite end	1
	511443	SCREW - motor	4
	511444	FLATWASHER	8
	511429	LOCKWASHER	4
	511427	NUT	4
4	555900	GRIP - cable	1
5	330367	GROMMET	1
6	412953	HARNESS - condenser fan	1
7	902523	Kit - condenser coil stud (set of three)	1

180D9**EVAPORATOR FAN GROUP (MAGNUM 40)**Revised
08/14/11

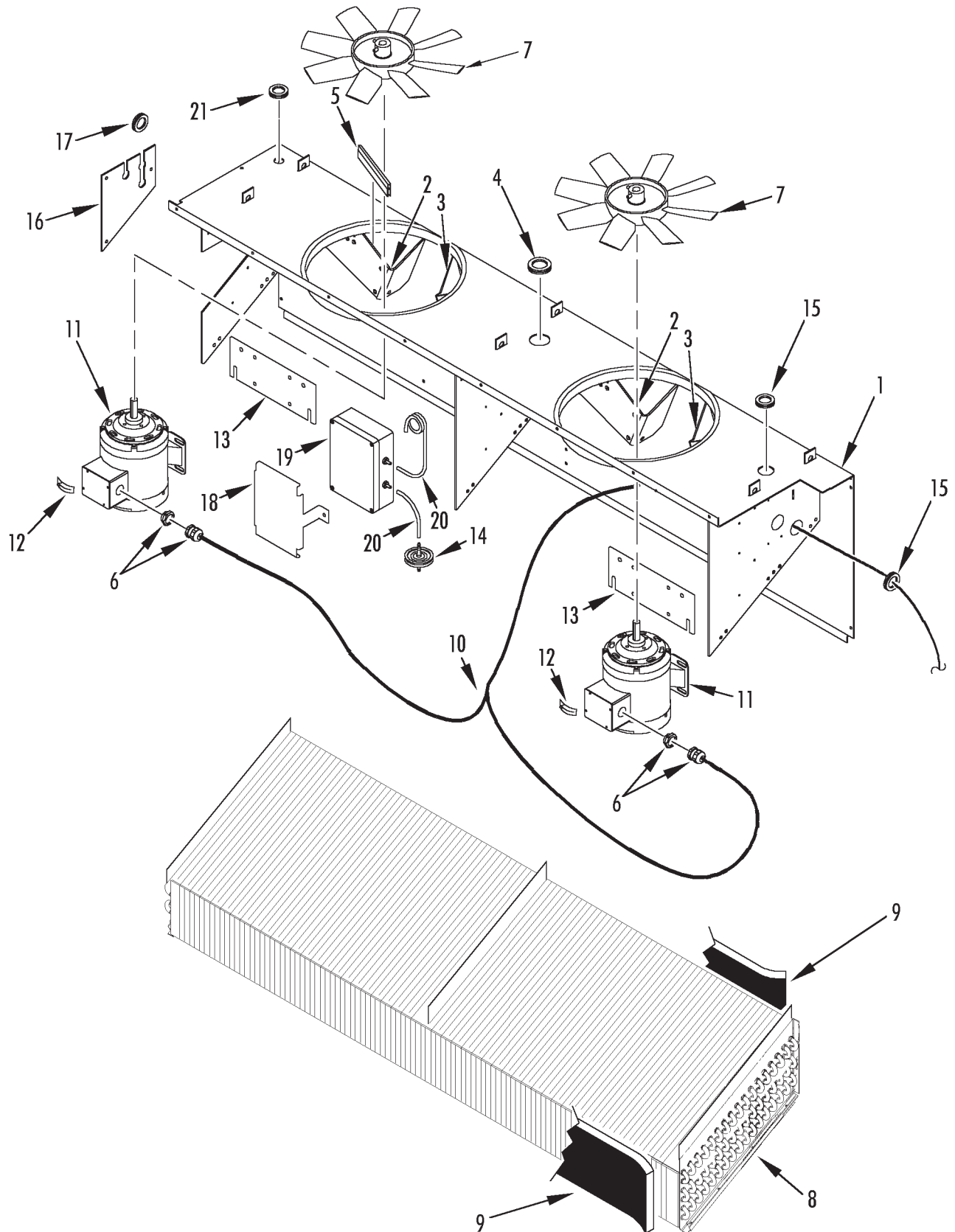
Revised
08/14/11**EVAPORATOR FAN GROUP (MAGNUM 40)****180D9**

REF	PART NO.	DESCRIPTION	QTY
1	986562	HOUSING - evaporator (12 in, 312 mm dia)	1
	986566	HOUSING - evaporator (14 in, 355 mm dia fans)	1
2	922779	* BRACKET - motor (left)	2
3	922332	* BRACKET - motor (right)	2
	559162	RIVET - housing	10
4	333215	GROMMET (47 mm)	1
5	333044	TRIM - edge guard	A/R
6	555900	CONNECTOR - harness & sensor	2
7	781117	FAN - evaporator (14 in, 355 mm dia, ccw, 8 blade)	2
	781349TKA	FAN - evaporator (12 in, 312 mm dia, ccw, 6 blade)	2
	781524	FAN - evaporator (top air, 14 in, 355 mm dia, cw, 8 blade)	2
8	NSS	COIL - evaporator (see Refrigeration Group)	1
	558891	SCREW - coil	9
	559217	CAP - screw	3
9	919328	BLOCK - coil	2
10	414018	HARNESS - evaporator fan (MAGNUM)	1
	413685	HARNESS - evaporator fan (MAGNUM SL-40)	1
11	1040691	MOTOR - fan	2
	771498	* BEARING - shaft end	1
	771401	* BEARING - opposite end	1
	511443	SCREW - motor	8
	557066	LOCKWASHER (external tooth)	2
	557342	LOCKWASHER	6
	557085	FLATWASHER	8
	920425	NUTSTRIP	4
12	994931	NAMEPLATE - Arrow	1
13	918466TKA	BRACKET - motor	2
	556993	SCREW - bracket	8

180D9



EVAPORATOR FAN GROUP (MAGNUM 40)

Revised
08/14/11

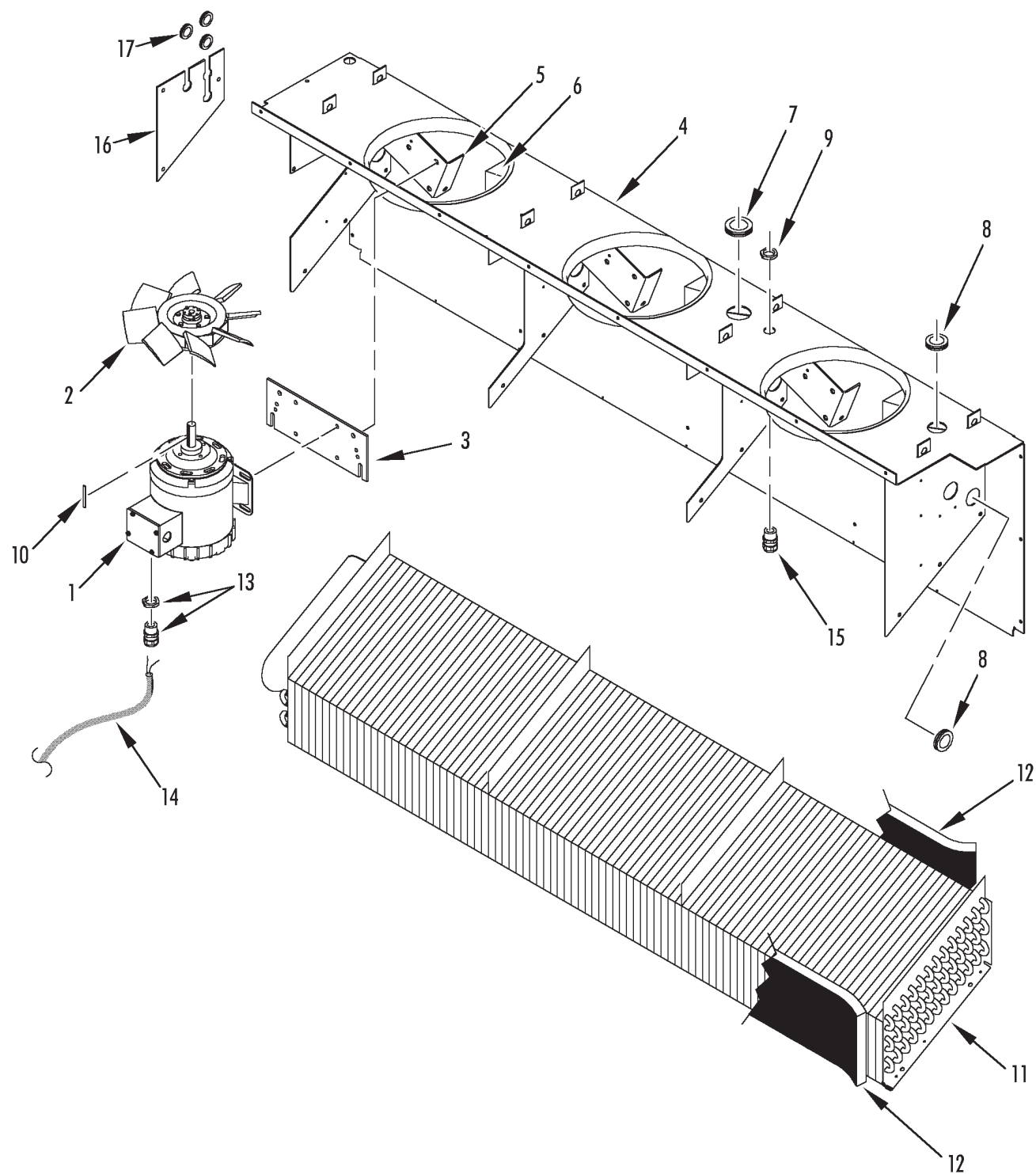
Revised
08/14/11**EVAPORATOR FAN GROUP (MAGNUM 40)****180D9**

REF	PART NO.	DESCRIPTION	QTY
	511444	FLATWASHER	16
	511429	LOCKWASHER	8
	557339	NUT	8
14	920458	FILTER - gas sensor	1
15	332946	GROMMET (37 mm)	6
16	922775	COVER - tube	1
	557172	SCREW - cover	3
	558877	WASHER (nylon)	3
	557075	FLATWASHER	3
17	330367	GROMMET	3
18	920456	BRACKET - sensor	1
	557035	SCREW - sensor	2
	557075	FLATWASHER	2
	558877	WASHER - insulating	2
	922587	NUTSTRIP - bracket	1
19	419768	SENSOR - gas (O2/CO2)	1
	419490	SENSOR - gas (CO2 only)	1
20	114367	HOSE - sensor (1/4 od x 35 ft lg)	A/R
21	333838	GROMMET (22 mm)	1

183B6

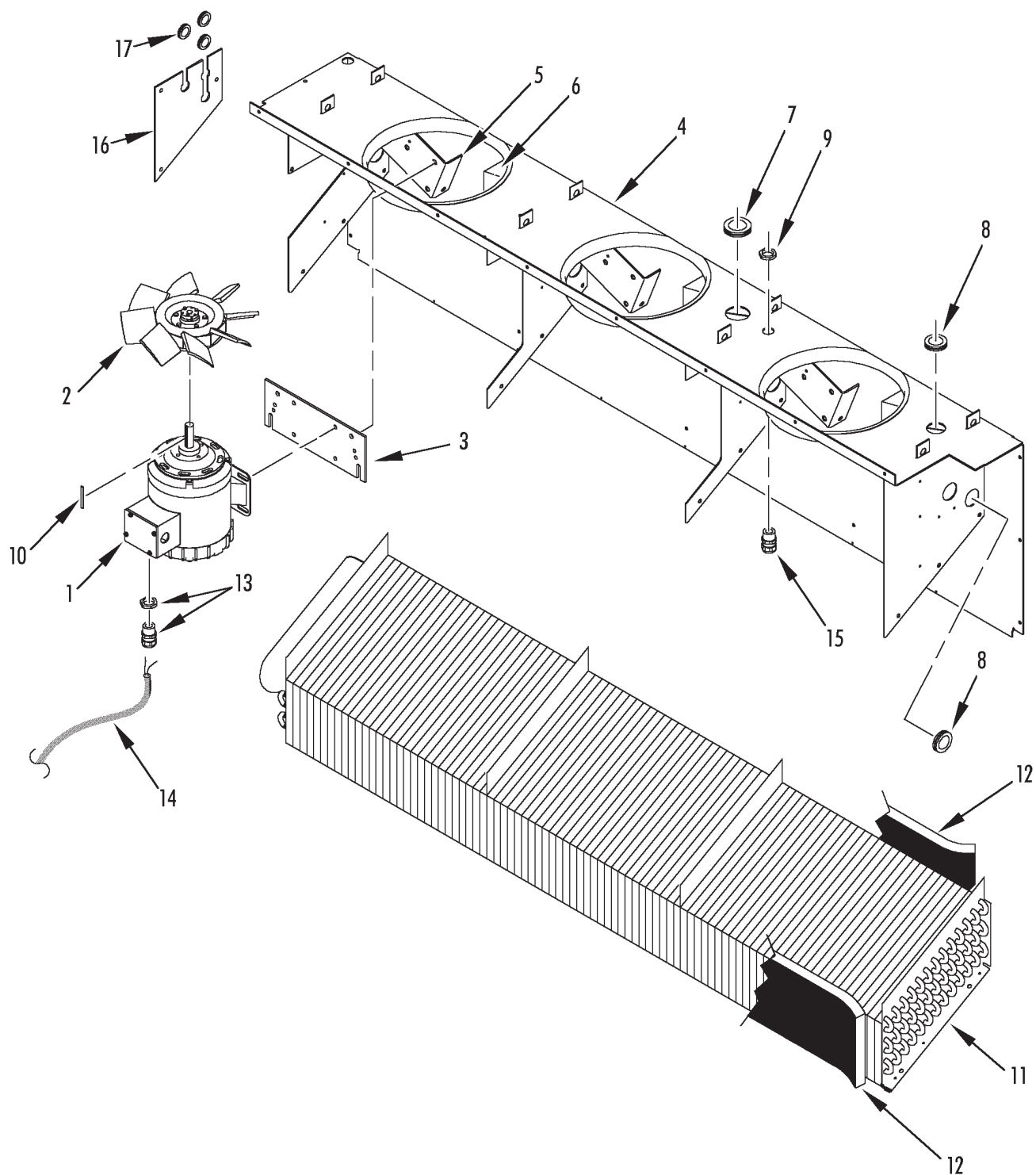


EVAPORATOR FAN GROUP (THREE FANS)

Revised
05/02/09

Revised
05/02/09**EVAPORATOR FAN GROUP (THREE FANS)****183B6**

REF	PART NO.	DESCRIPTION	QTY
1	1040691	MOTOR - fan	3
	771498	* BEARING - shaft end	1
	771401	* BEARING - opposite end	1
	556993	SCREW - motor (25 mm)	12
	558903	SCREW - motor (22 mm)	12
	558904	FLATWASHER	12
	558805	LOCKWASHER	15
	557339	NUT	12
	558986	INSERT - threaded	12
2	781196	FAN - evaporator (10 in, 254 mm dia)	3
3	918466TKA	BRACKET - motor	3
	558903	SCREW - bracket	12
	556988	FLATWASHER	21
4	986564	BRACKET - motor mount	1
5	922790	* BRACKET - motor	3
6	922791	* BRACKET - motor	3
	558891	SCREW - bracket	17
7	333215	GROMMET (47 mm)	1
8	332946	GROMMET (37 mm)	7
9	333838	GROMMET (22 mm)	1
10	552324	KEY - fan	3
11	671922	COIL - evaporator	1
	558891	SCREW - coil	18
	557342	LOCKWASHER	18
	557066	FLATWASHER	6
	559217	CAP - screw	9
12	919328	BLOCK - coil	2
13	558907	CONNECTOR - harness	3
	558908	NUT	3

183B6**EVAPORATOR FAN GROUP (THREE FANS)**Revised
05/02/09

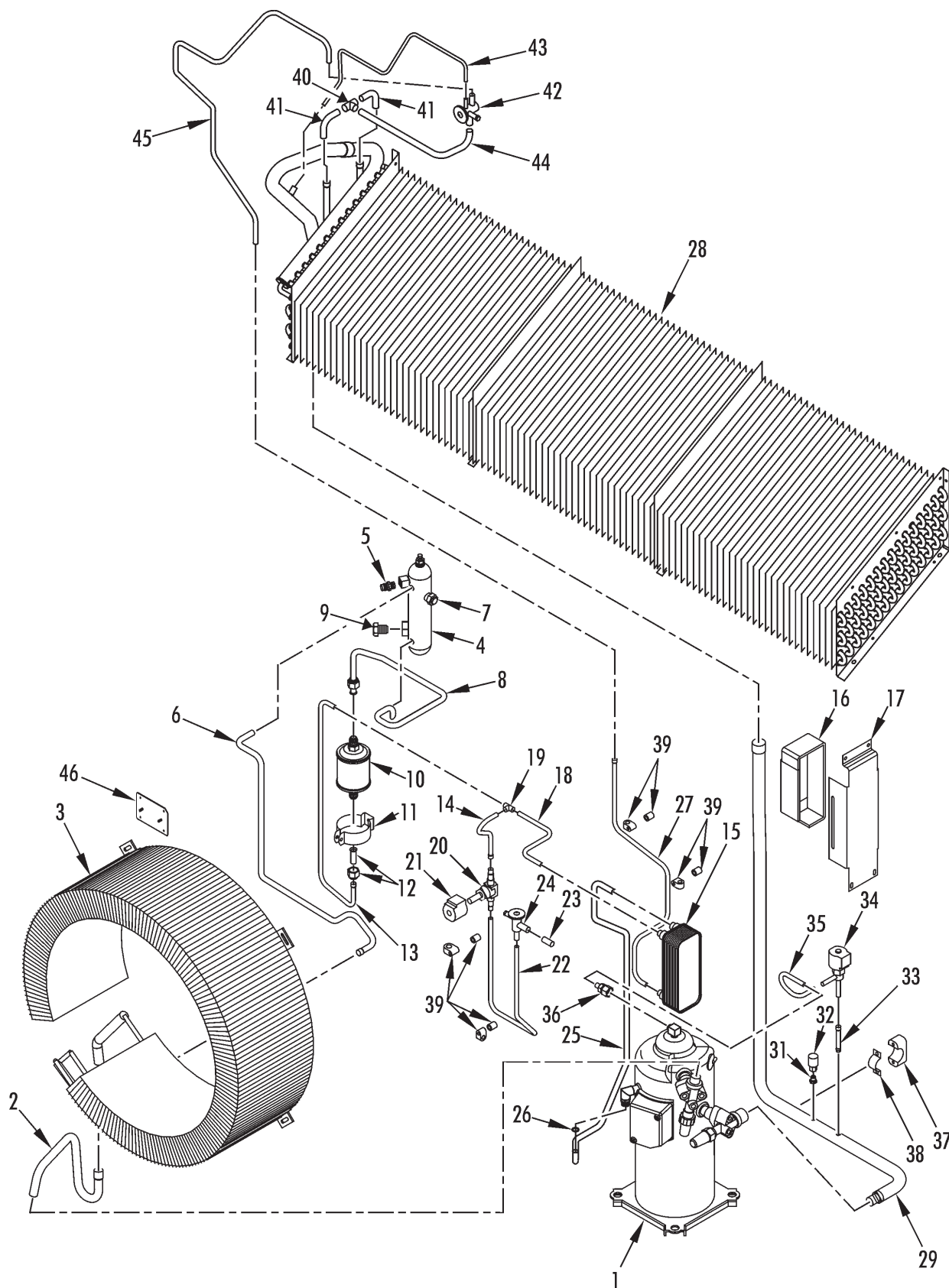
Revised
05/02/09**EVAPORATOR FAN GROUP (THREE FANS)****183B6**

REF	PART NO.	DESCRIPTION	QTY
14	414002	HARNESS - evaporator fan	1
15	510270	CONNECTOR - grip (sensor)	1
16	922778	COVER - tube	1
	557172	SCREW - cover	3
	558872	WASHER (nylon)	3
	557075	FLATWASHER	3
17	330367	GROMMET	3

180D0



REFRIGERATION COMPONENTS

Revised
08/17/15

Revised
08/17/15

REFRIGERATION COMPONENTS

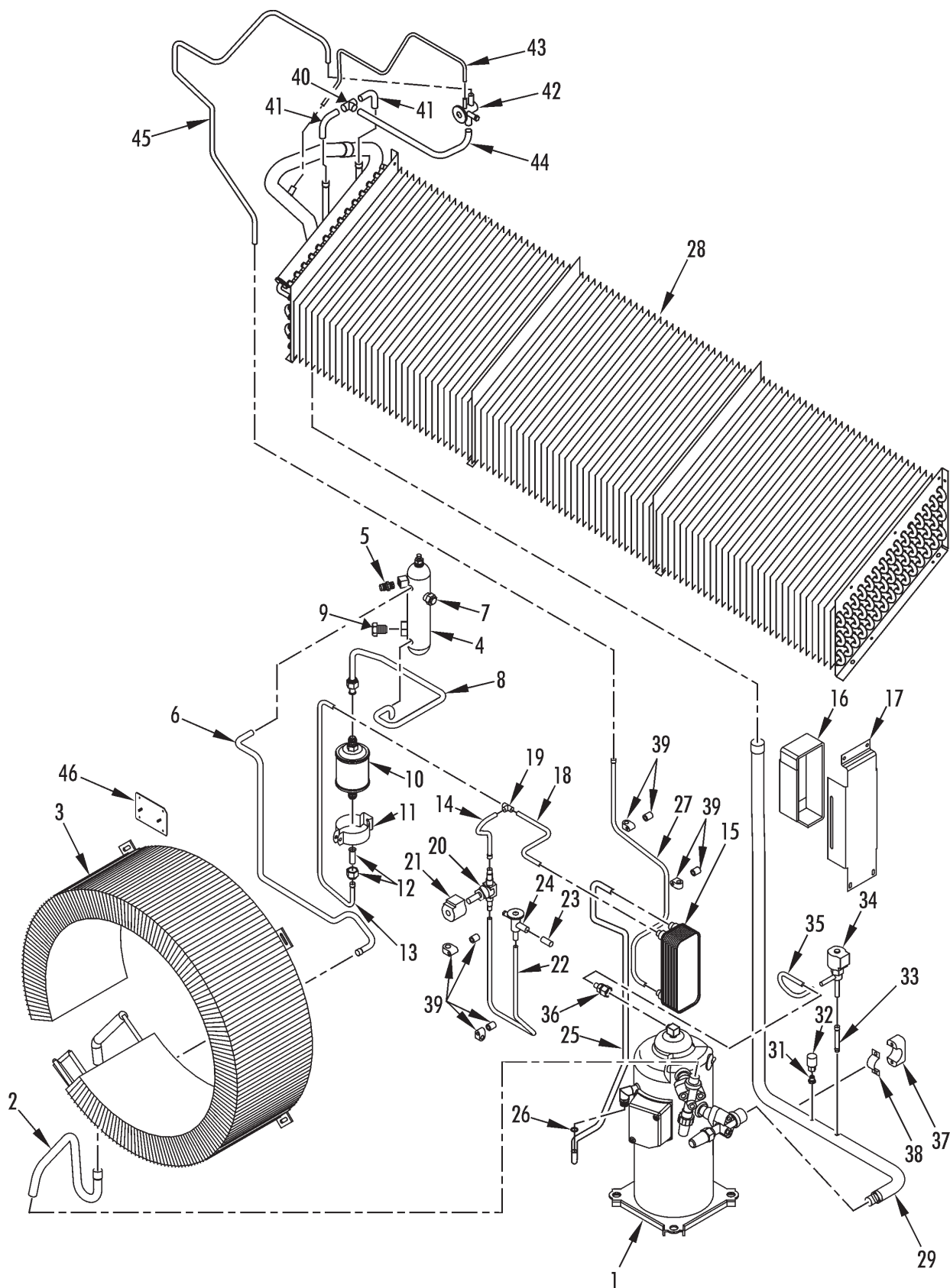
**180D0**

REF	PART NO.	DESCRIPTION	QTY
1	1020795	COMPRESSOR - scroll (see 180E1)	1
2	669181	TUBE - valve to coil (units w/ valves)	1
	610175	TUBE - flange to coil (units w/ flanges)	1
3	600285TKA	COIL - condenser	1
	557035	SCREW - coil	8
	557075	FLATWASHER	7
	559054	WASHER	8
4	671890	TANK - receiver	1
5	667812	* FITTING - high side	1
	667182	** CAP - fitting	1
6	611852	* TUBE - coil to receiver tank	1
7	5060364	* PLUG - fusible	1
8	611853	* TUBE - tank to dehydrator	1
9	668811	* INDICATOR - liquid	1
	333007	* O-RING	1
10	610786	DEHYDRATOR	1
	333007	O-RING	2
11	554390	HANGER - dehydrator	1
	558316	SCREW - hanger	1
	557075	FLATWASHER	2
	557042	NUT	1
12	613506	TUBE - filter	1
	550302	NUT - filter	1
13	611844	TUBE - dehydrator to tee	1
14	611845	TUBE - tee to valve	1
15	671889	HEAT EXCHANGER - economizer	1
16	922588	BRACKET - exchanger	1
17	922589	COVER - exchanger	1
	556994	SCREW - cover	2

180D0



REFRIGERATION COMPONENTS

Revised
08/17/15

Revised
08/17/15

REFRIGERATION COMPONENTS

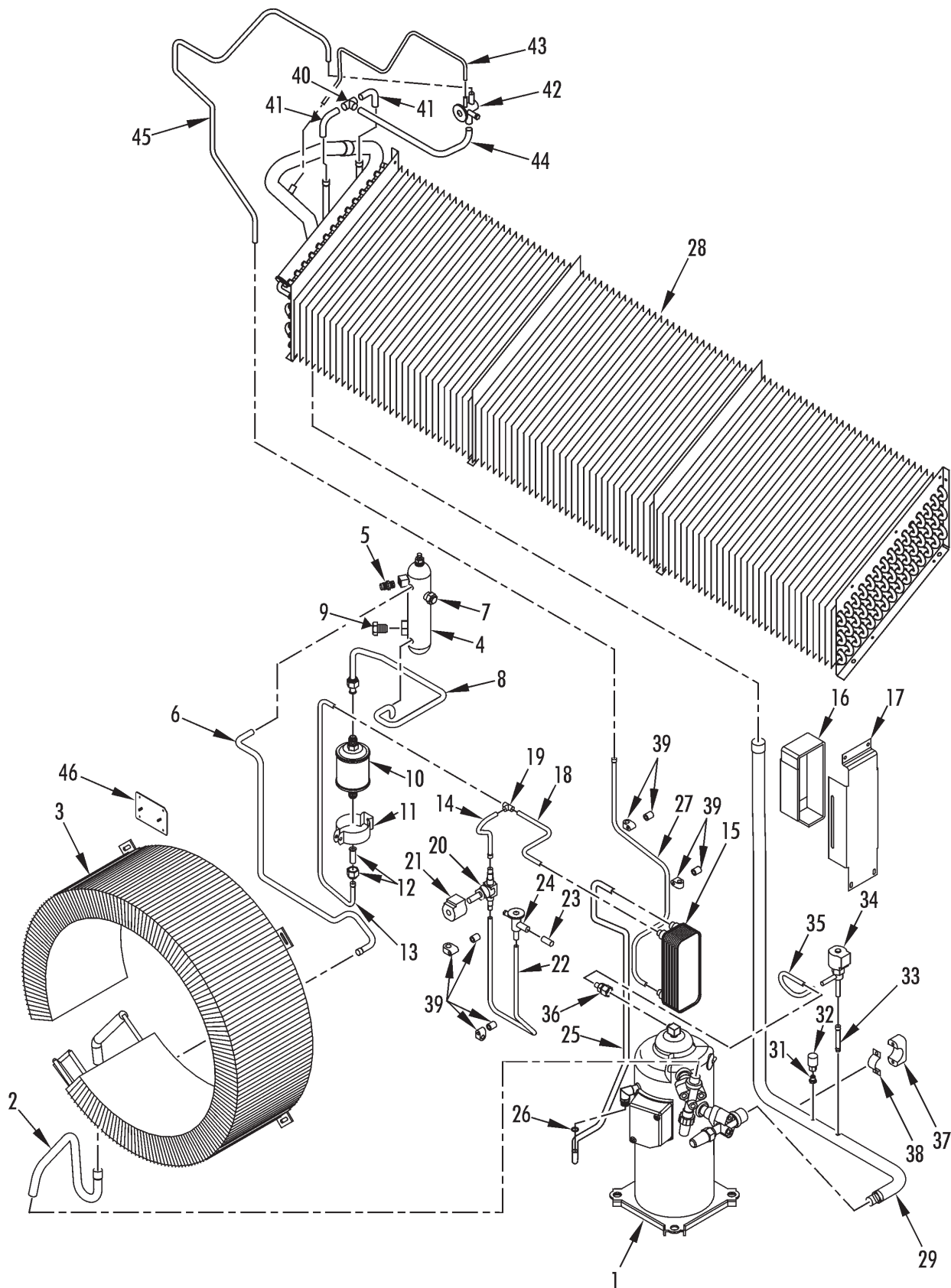
**180D0**

REF	PART NO.	DESCRIPTION	QTY
	557075	FLATWASHER	4
	557042	NUT	2
18	611843	TUBE - tee to exchanger	1
19	553251TKA	TEE (3/8)	1
20	415103	VALVE - solenoid (vapor injection)	1
21	413301	COIL - valve	1
22	611846	TUBE - valve to expansion	1
23	611847	TUBE - expansion valve to tee	1
24	669906	VALVE - expansion (economizer)	1
25	611849	TUBE - liquid injection	1
	558951	SHOULDER - o-ring seal	1
	558950	NUT - o-ring seal	1
26	330566	O-RING (#8)	1
27	611850TKA	TUBE - valve to evaporator	1
28	671923	COIL - evaporator (14.7/374 wide, MAGNUM)	1
	671921	COIL - evaporator (13.0/330 wide, MAGNUM SL-40)	1
	671922	COIL - evaporator (11.3/286 wide, MAGNUM SL-20)	1
	556993	SCREW (25 mm)	8
	559541	FLATWASHER (8.4 mm)	14
	556988	FLATWASHER (8.4 mm id)	14
29	612117	TUBE - coil to valve (units w/ service valves)	1
	611839	TUBE - coil to flange (units w/ flanged compressor)	1
31	660874	FITTING - flare	1
	666607	FITTING - low side	1
	667183	* CAP - charge port (blue)	1
	668054	ADAPTER	1
32	421423	SWITCH - lpco	1
33	611840TKA	TUBE - suction to valve	1
34	612057	VALVE - digital	1

180D0



REFRIGERATION COMPONENTS

Revised
08/17/15

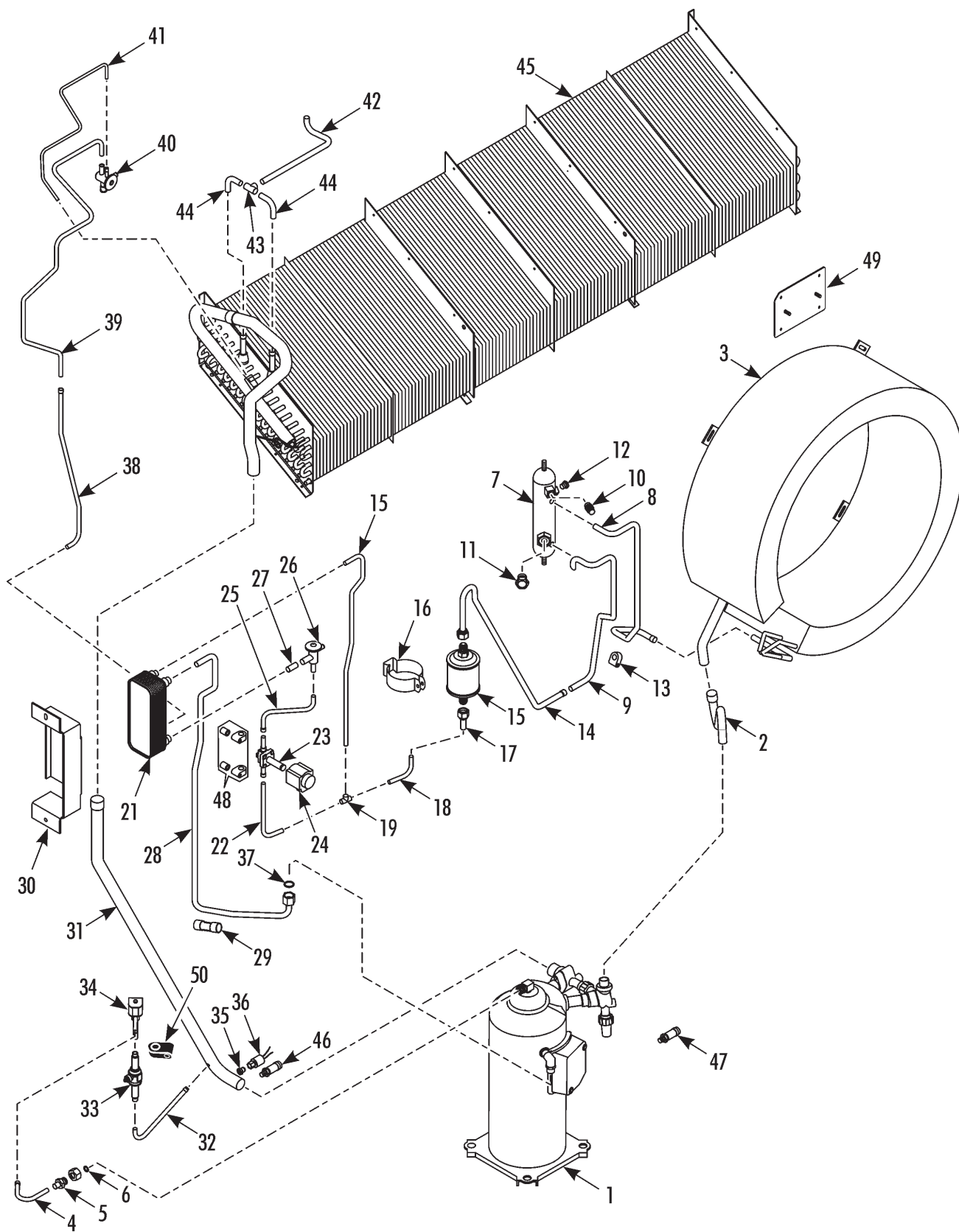
Revised
08/17/15

REFRIGERATION COMPONENTS

**180D0**

REF	PART NO.	DESCRIPTION	QTY
	417937	* COIL (only)	1
35	612467TKA	TUBE - valve to compressor	1
36	612162TKA	ADAPTER - compressor	1
37	914774	CLAMP - suction tube	1
38	911779	CLAMP - strap	1
	557027	SCREW - clamp	2
	557075	FLATWASHER	2
39	556388	CLAMP - tube (3/8)	3
	910759	CLAMP - tube (1/2)	1
	558915	SPACER (18 mm)	4
	557029	SCREW - clamp (65 mm)	2
	558993	SCREW - clamp (50 mm)	2
	559027	WASHER (nylon)	2
40	552296	TEE (1/2)	1
41	612051	TUBE - tee to distributor	2
42	610443	VALVE - expansion	1
43	612048	TUBE - equalizer	1
	612054	TUBE - equalizer (MAGNUM 20)	1
44	612049	TUBE - expansion valve to tee	1
	612052	TUBE - expansion valve to tee (MAGNUM 20)	1
45	612050TKA	TUBE - expansion valve to inlet	1
	612053	TUBE - expansion valve to inlet (MAGNUM 20)	1
46	902523	Kit - condenser coil stud (set of three)	1

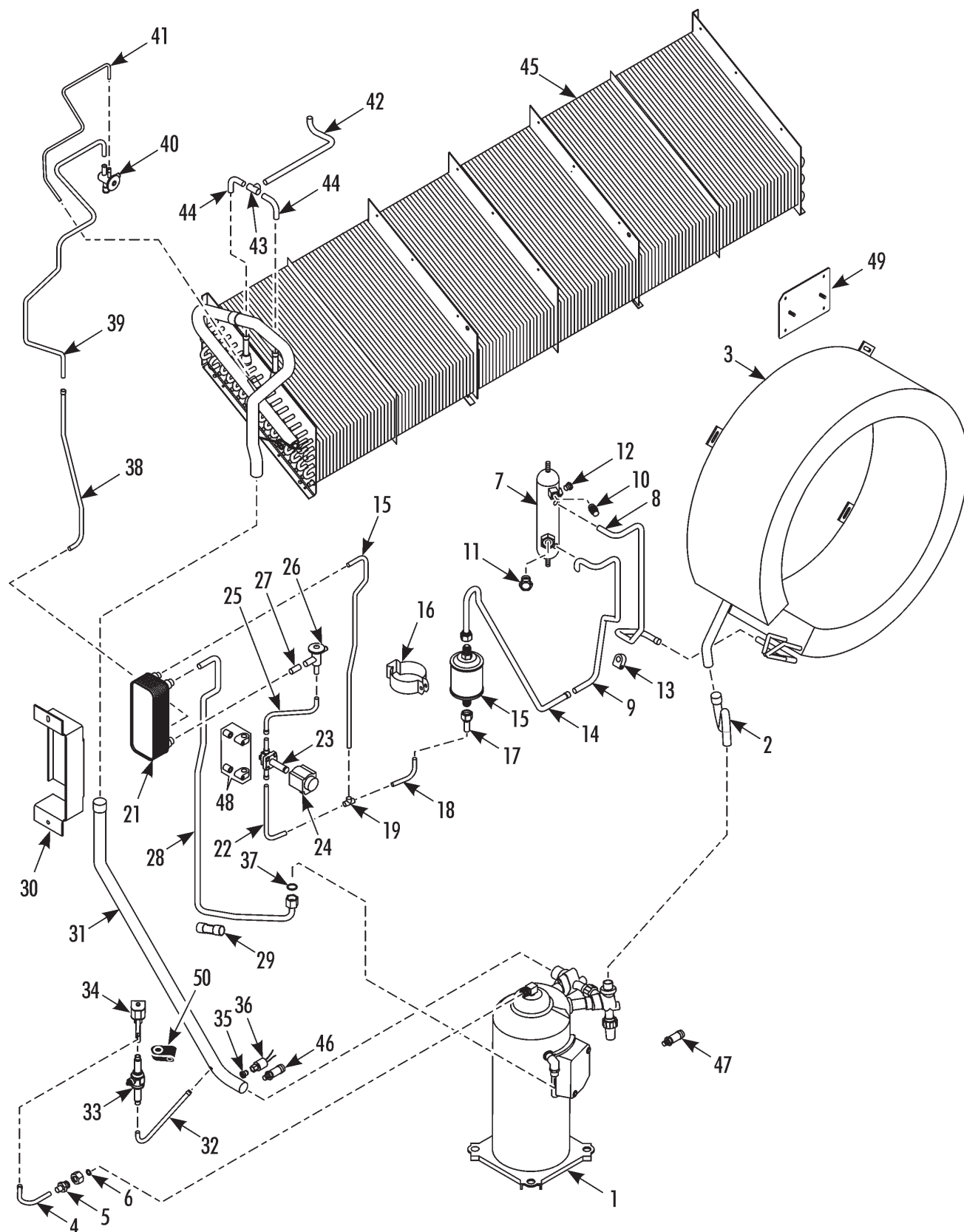
189D5
REFRIGERATION COMPONENTS (SERVICE VALVES)

 Revised
08/17/15


Revised
08/17/15**REFRIGERATION COMPONENTS (SERVICE
VALVES)****189D5**

REF	PART NO.	DESCRIPTION	QTY
1	1020795	COMPRESSOR - scroll (see 180E1)	1
	922229	SPACER - compressor	1
2	612477	TUBE - valve to coil	1
3	600285TKA	COIL - condenser	1
4	612467TKA	TUBE - valve to coil	1
5	612162TKA	ADAPTER - compressor	1
6	333912TKA	SEAL (PTFE)	1
7	672787	TANK - receiver	1
8	612238	* TUBE - receiver to dehydrator	1
9	612569	* TUBE - receiver to condenser	1
10	666610	FITTING - high side	1
	667182	* CAP - fitting	1
11	668811	INDICATOR - liquid	1
	333007	O-RING	1
12	5060364	PLUG - fusible	1
	510273	NUT - receiver tank	2
	559027	WASHER - insulating	4
	557347	LOCKWASHER	2
13	556730	CLAMP - tube	1
	557372	SCREW - clamp	1
	557075	FLATWASHER	2
	557042	NUT	1
14	612475	TUBE - receiver to dehydrator	1
	2030454	MASTIC - heat transfer	A/R
15	610786	DEHYDRATOR	1
16	554390	CLAMP - dehydrator	1
	558464	SCREW - clamp	1
	557075	FLATWASHER	1
	559054	WASHER - insulating	1

189D5
REFRIGERATION COMPONENTS (SERVICE VALVES)

 Revised
08/17/15


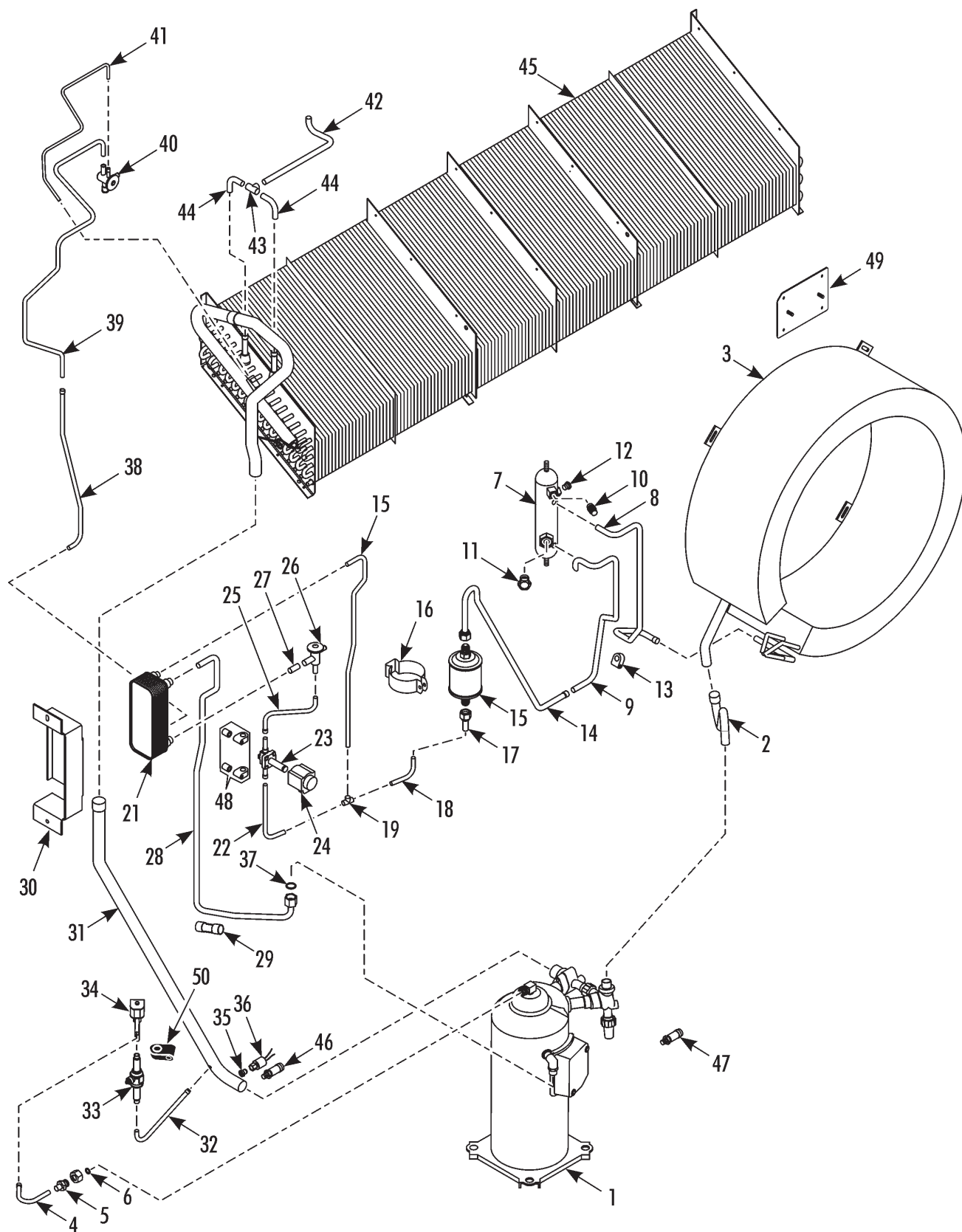
Revised
08/17/15**REFRIGERATION COMPONENTS (SERVICE
VALVES)****189D5**

REF	PART NO.	DESCRIPTION	QTY
	558316	SCREW - dehydrator	1
	557075	FLATWASHER	2
	557042	NUT	1
17	613506	TUBE - filter	1
18	612473	TUBE - filter to tee	1
19	553251TKA	TEE	1
20	612471	TUBE - tee to exchanger	1
21	671889	HEAT EXCHANGER - economizer	1
	923547	INSULATION - heat exchanger	1
22	612472	TUBE - tee to valve	1
23	612470TKA	VALVE - solenoid (vapor injection)	1
24	415460	COIL - valve	1
25	612469	TUBE - valve to expansion	1
26	669906	VALVE - expansion (economizer)	1
27	611847	TUBE - expansion valve to exchanger	1
28	612474	TUBE - liquid injection	1
	558951	SHOULDER - o-ring seal	1
	558950	NUT - o-ring seal	1
	923548	INSULATION - tube (24.5 in lg)	1
	923549	INSULATION - tube (19.0 in lg)	1
	911800TKA	CLAMP - tube	2
	557372	SCREW - clamp	1
	557042	NUT	1
29	612476	TUBE - tx bulb	1
30	923391	BRACKET - heat exchanger	1
	923550	INSULATION - mylar	1
31	612464	TUBE - suction (before 4/05)	1
	613502	TUBE - suction (4/05 & after)	1
	923551	INSULATION - tube (42.1 in lg)	1
	923552	INSULATION - tube (5.5 in lg)	1

189D5



REFRIGERATION COMPONENTS (SERVICE VALVES)

Revised
08/17/15

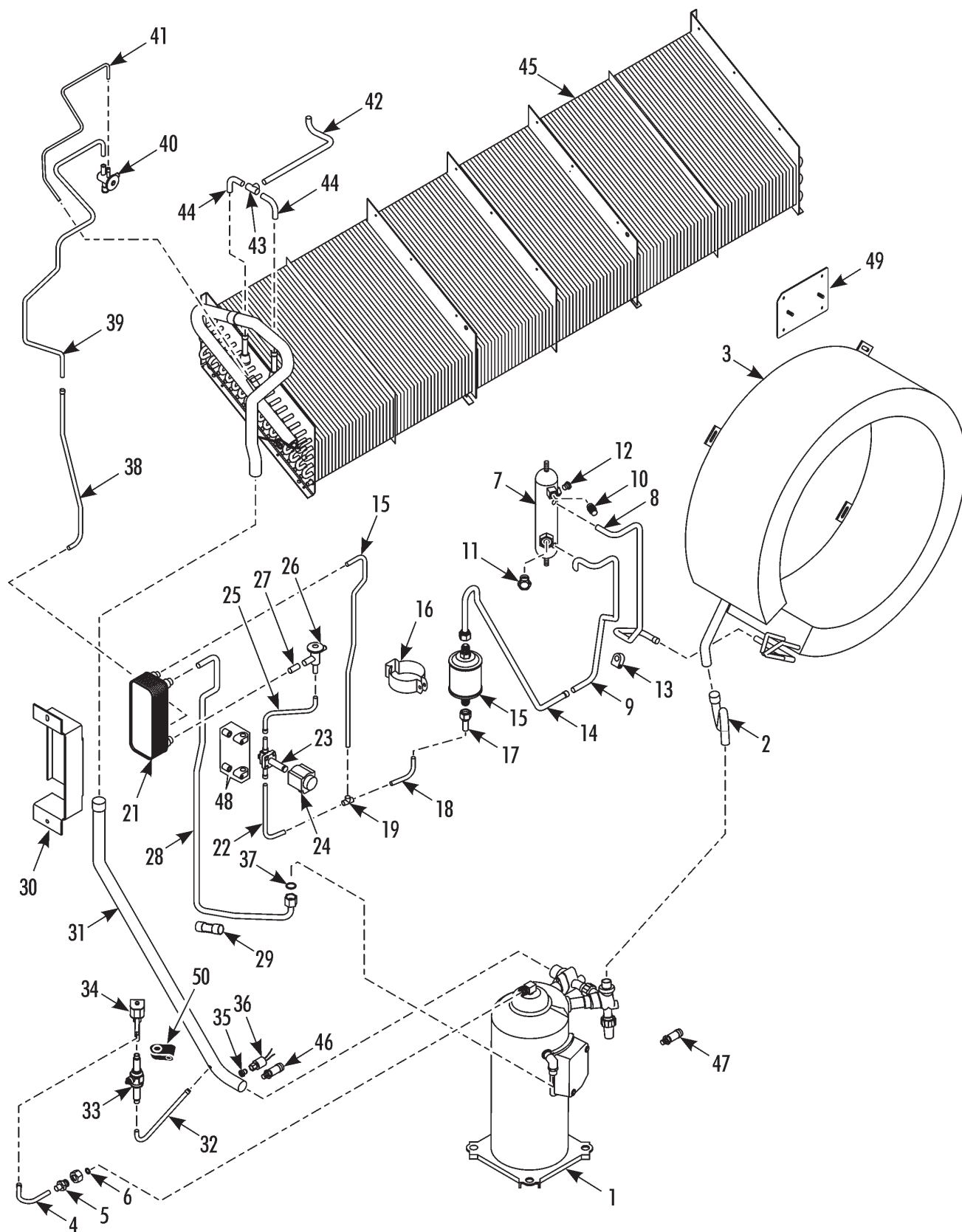
Revised
08/17/15**REFRIGERATION COMPONENTS (SERVICE
VALVES)****189D5**

REF	PART NO.	DESCRIPTION	QTY
32	612466	TUBE - suction to ball valve	1
33	612465	VALVE - ball	1
34	612057	VALVE (PWM)	1
	417937	* COIL (only)	1
35	660874	FITTING - flare	1
	666607	FITTING - low side	1
	667183	* CAP - charge port (blue)	1
	668054	ADAPTER	1
36	421423	SWITCH - lpco	1
37	330566	O-RING (#8)	1
38	612468	TUBE - heat exchanger to evaporator	1
	923553	INSULATION - tube (14.1 in lg)	1
39	612050TKA	TUBE - exchanger to coil (#2)	1
40	610443	VALVE - expansion	1
	922228	SPACER - clamp	1
	556388	CLAMP - valve	1
	559759	SCREW - clamp	1
	558316	SCREW - dehydrator clamp	1
	557075	FLATWASHER	2
	557042	NUT	1
41	612048	TUBE - equalizer	1
42	612049	TUBE - expansion valve to tee	1
43	552296	TEE	1
44	612051	TUBE - tee to distributor	2
45	671923	COIL - evaporator (14.7/374 wide, see 180D9)	1
	671921	COIL - evaporator (13.0/330 wide, MAGNUM SL-40, see 183B4)	1
	671922	COIL - evaporator (11.3/286 wide, MAGNUM SL-20, see 183B6)	1
46	416150	TRANSDUCER - suction (200 psi)	1

189D5



REFRIGERATION COMPONENTS (SERVICE VALVES)

Revised
08/17/15

Revised
08/17/15

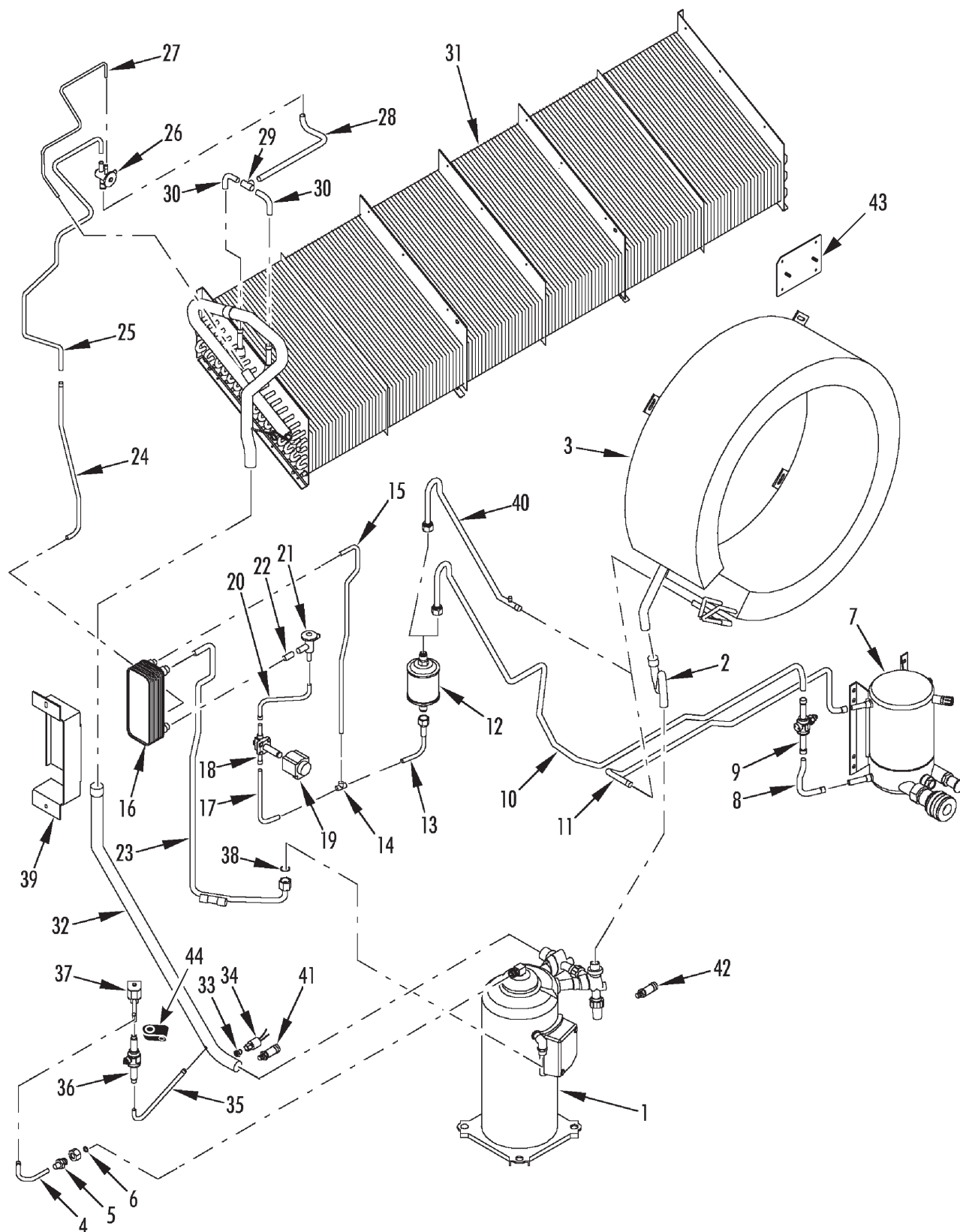
REFRIGERATION COMPONENTS (SERVICE VALVES)



189D5

REF	PART NO.	DESCRIPTION	QTY
47	416151	TRANSDUCER - discharge (500 psi)	1
48	556388	CLAMP - tube (3/8)	3
	910759	CLAMP - tube (1/2)	1
	558915	SPACER (18 mm)	4
	557029	SCREW - clamp (65 mm)	2
	558993	SCREW - clamp (50 mm)	2
	559027	WASHER (nylon)	2
49	902523	Kit - condenser coil stud (set of three)	1
50	910758	CLAMP - tube	1
	511477	SCREW - clamp	1
	511441	FLATWASHER	1
	922229	SPACER	1

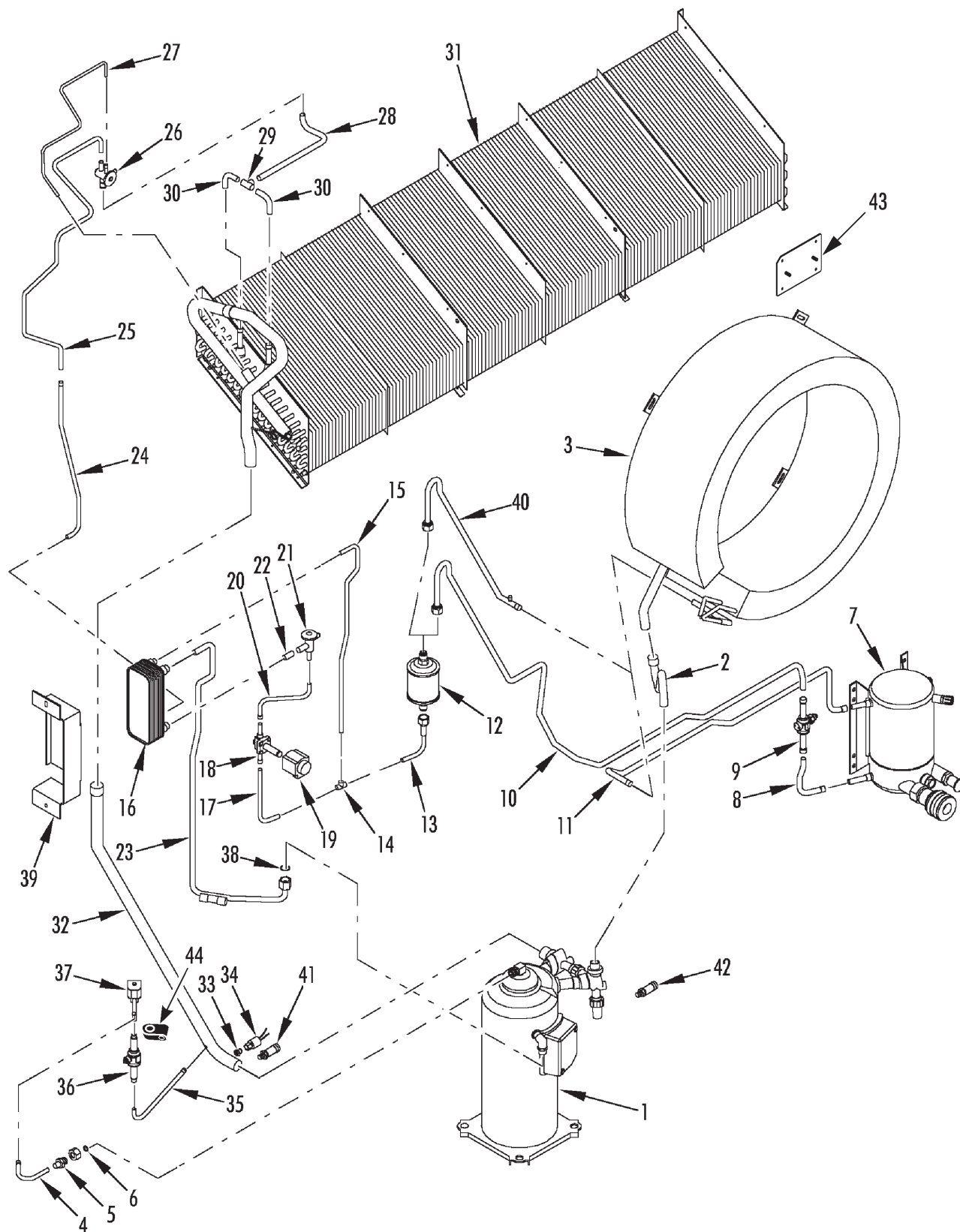
189B9
**REFRIGERATION COMPONENTS (WCC,
SERVICE VALVES)**

 Revised
04/11/16


Revised
04/11/16**REFRIGERATION COMPONENTS (WCC,
SERVICE VALVES)****189B9**

REF	PART NO.	DESCRIPTION	QTY
1	1020795	COMPRESSOR - scroll (see 180E1)	1
2	612477	TUBE - valve to coil	1
3	600285TKA	COIL - condenser	1
4	612467TKA	TUBE - valve to compressor	1
5	612162TKA	ADAPTER - compressor	1
6	333912TKA	SEAL (PTFE)	1
	667543	TUBE (0.500 od x 1.880 lg cu)	1
	669447	TUBE (0.500 od x 2.250 lg cu)	1
7	671575	TANK - water cooled condenser (see 154E13)	1
8	613504	TUBE - condenser to tee	1
9	613525	VALVE - ball	1
10	613542	TUBE - valve to dehydrator	1
11	611305	TUBE - condenser to condenser	1
12	610786	DEHYDRATOR	1
	554390	CLAMP - dehydrator	1
	511440TKA	SCREW - clamp	1
	511441	FLATWASHER	2
	511425	NUT	1
13	613503	TUBE - filter	1
14	553251TKA	TEE	1
15	612471	TUBE - tee to exchanger	1
16	671889	HEAT EXCHANGER - economizer	1
17	612472	TUBE - tee to valve	1
18	612470TKA	VALVE - solenoid (vapor injection)	1
19	415460	COIL - valve	1
20	612469	TUBE - valve to expansion	1
21	669906	VALVE - expansion (economizer)	1
22	611847	TUBE - expansion valve to exchanger	1
23	612474	TUBE - liquid injection	1

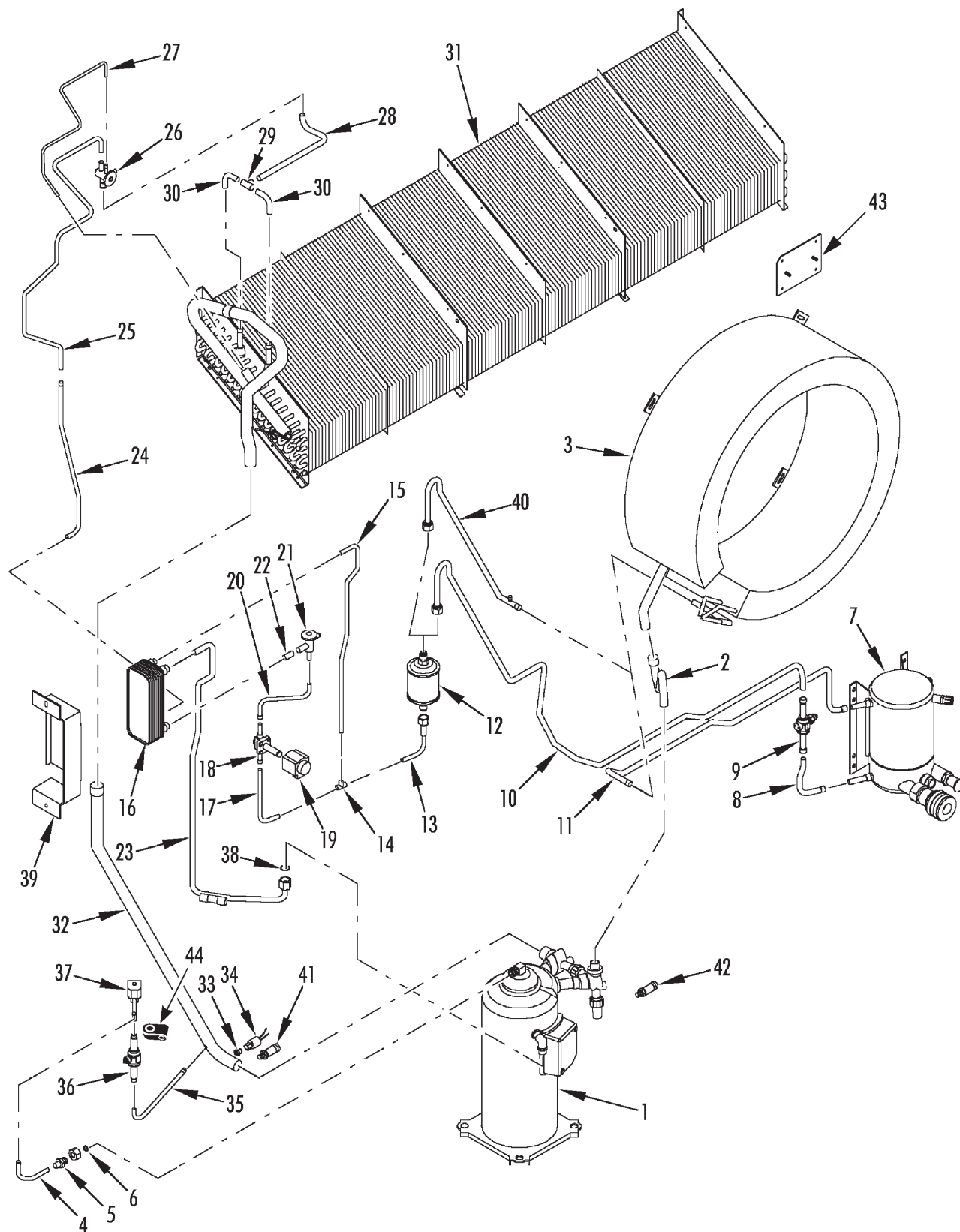
189B9
**REFRIGERATION COMPONENTS (WCC,
SERVICE VALVES)**

 Revised
04/11/16


Revised
04/11/16**REFRIGERATION COMPONENTS (WCC,
SERVICE VALVES)****189B9**

REF	PART NO.	DESCRIPTION	QTY
	558951	SHOULDER - o-ring seal	1
	558950	NUT - o-ring seal	1
24	612468	TUBE - heat exchanger to evaporator	1
25	612050TKA	TUBE - exchanger to coil (#2)	1
26	610443	VALVE - expansion	1
	922228	SPACER - clamp	1
	556388	CLAMP - valve	1
	511439	SCREW - clamp	1
27	612048	TUBE - equalizer	1
28	612049	TUBE - expansion valve to tee	1
29	552296	TEE	1
30	612051	TUBE - tee to distributor	1
31	671923	COIL - evaporator (14.7/374 wide see evaporator fan group)	1
	671921	COIL - evaporator (13.0/330 wide, MAGNUM SL-40, see 183B4)	1
	671922	COIL - evaporator (11.3/286 wide, MAGNUM SL-20, see 183B6)	1
32	612464	TUBE - suction (before 4/05)	1
	613502	TUBE - suction (4/05 & after)	1
33	668054	ADAPTER	1
34	421423	SWITCH - lpco	1
35	612466	TUBE - suction to ball valve	1
36	612465	VALVE - ball	1
37	612057	VALVE (PWM)	1
	417937	* COIL (only)	1
38	330566	O-RING (#8)	1
39	923391	BRACKET - heat exchanger	1
	511442	SCREW - bracket	2
	559054	WASHER - insulating	2

189B9
**REFRIGERATION COMPONENTS (WCC,
SERVICE VALVES)**

 Revised
04/11/16


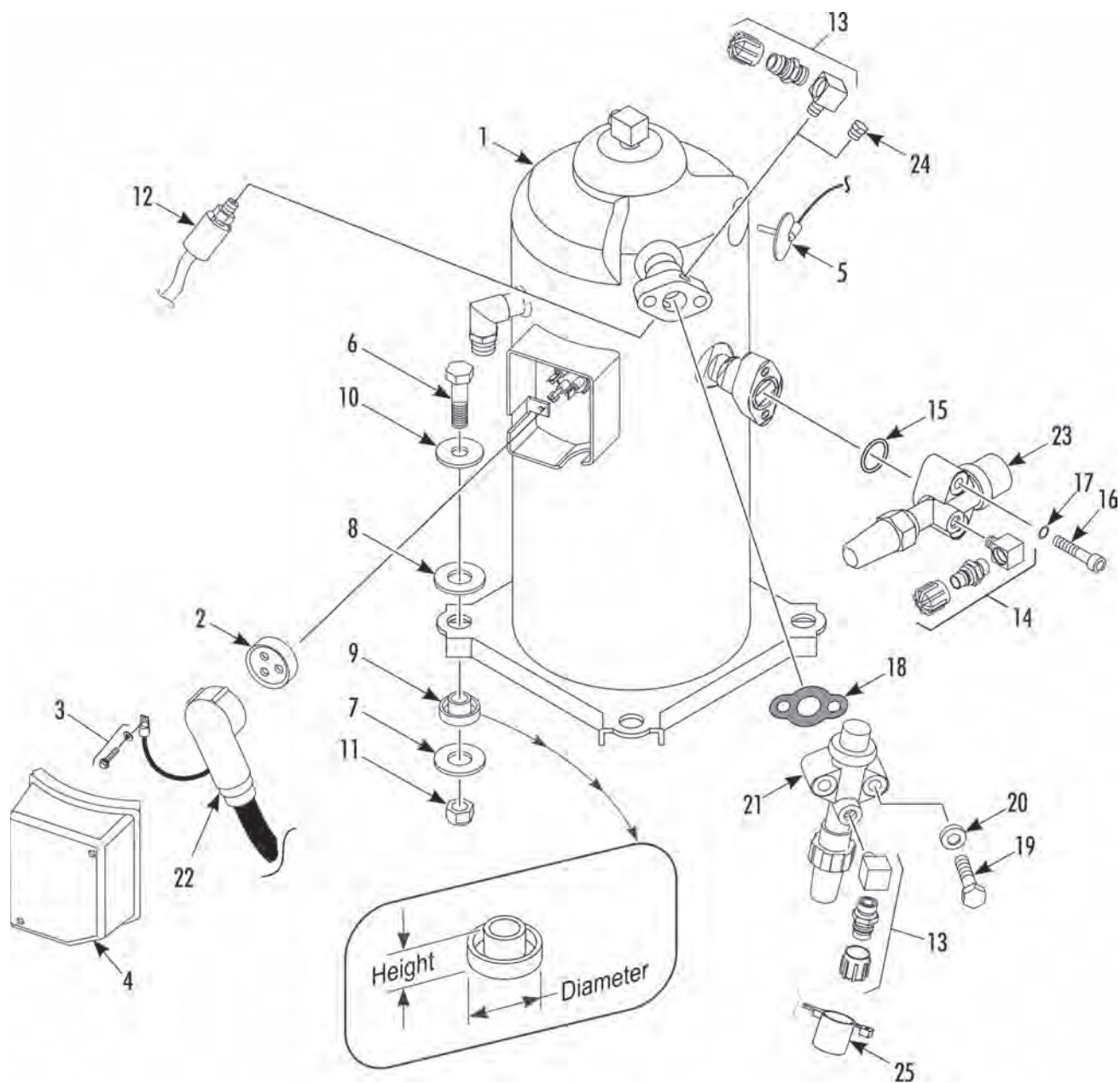
Revised
04/11/16

REFRIGERATION COMPONENTS (WCC, SERVICE VALVES)



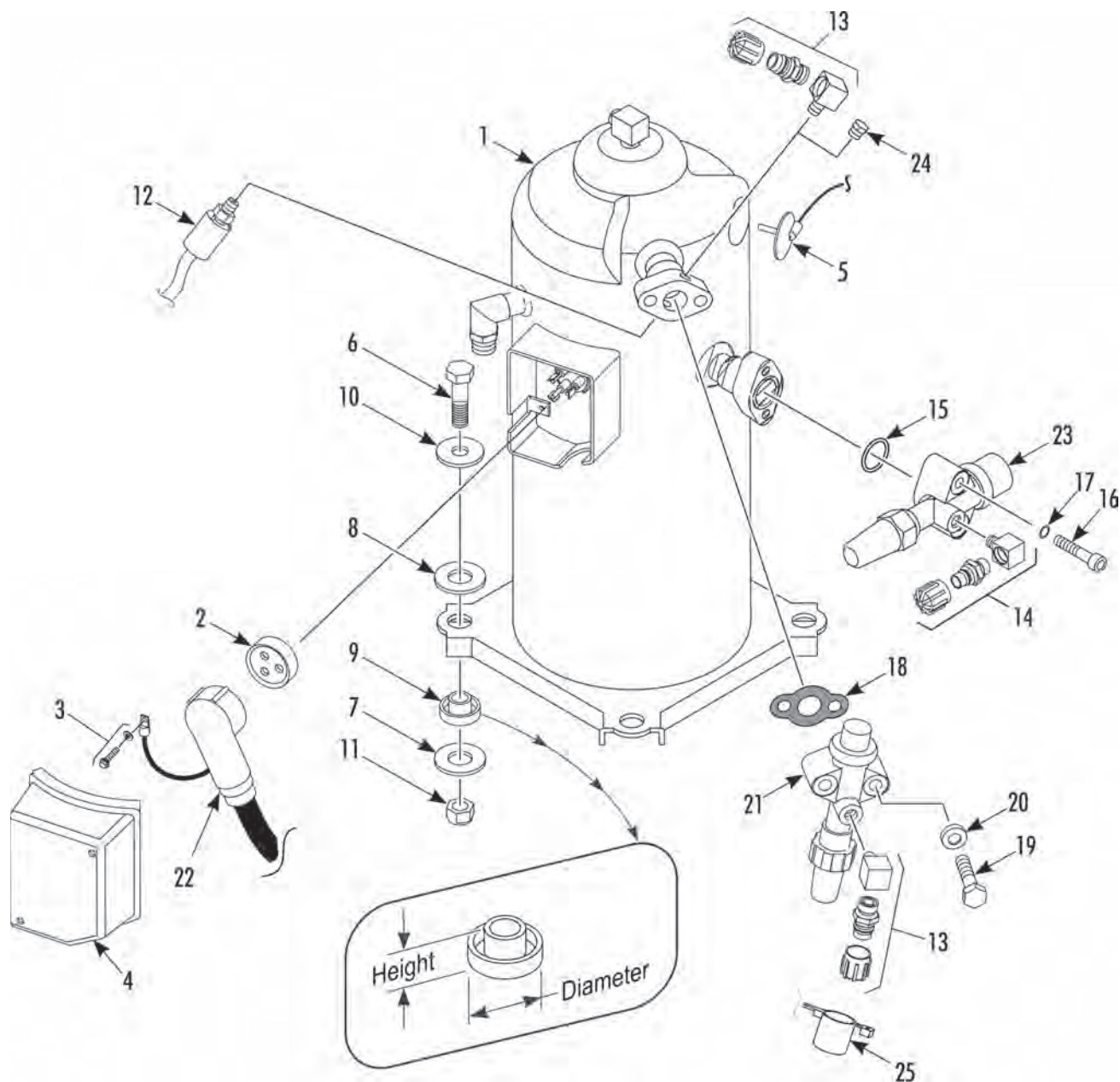
189B9

REF	PART NO.	DESCRIPTION	QTY
	511464	FLATWASHER	2
40	613508	TUBE - coil to dehydrator (units w/o WCC)	1
41	416150	TRANSDUCER - suction (200 psi)	1
42	416151	TRANSDUCER - discharge (500 psi)	1
43	902523	Kit - condenser coil stud (set of three)	1
44	910758	CLAMP - tube	1
	511477	SCREW - clamp	1
	511441	FLATWASHER	1
	922229	SPACER	1

180E1**COMPRESSOR GROUP (SERVICE VALVES)**Revised
06/12/15

Revised
06/12/15**COMPRESSOR GROUP (SERVICE VALVES)****180E1**

REF	PART NO.	DESCRIPTION	QTY
1	1020795	COMPRESSOR - scroll	1
	2030964	OIL - compressor (1L)	A/R
	400779	KIT - gasket & grease	1
2	332951	* GASKET - power connector	1
	332979	* SEALER - silicone grease pack	1
3	558994	* SCREW - ground	1
	558995	* WASHER - ground	1
4	919021	* COVER - terminal box	1
5	400776	* KIT - thermistor	1
6	511433	SCREW - compressor	4
7	511435	FLATWASHER (12 mm)	4
8	559012	WASHER - vibration damper	4
9	559013	SPACER (before 1/03, height - 16.3, dia 31.7)	4
	511432TKA	SPACER (1/03 - 3/10, height - 17.4, dia 34.3)	4
	512033TKA	SPACER (3/10 & after, height - 17.9, dia 34.3)	4
10	511436	FLATWASHER (13 mm)	4
11	511434	NUT	4
12	421422	SWITCH - hpco	1
	2030393	SEALER - thread (red)	A/R
13	667812	ADAPTER - high side	2
	666610	FITTING - highside	1
	667182	* CAP - fitting	1
	2030393	SEALER - thread (red)	A/R
14	668054	ADAPTOR - low side	1
	666607	FITTING - low side	1
	667183	* CAP - fitting	1
15	330727	O-RING - suction	1
16	511438	SCREW - flange	2
17	511429	LOCKWASHER	2

180E1**COMPRESSOR GROUP (SERVICE VALVES)**Revised
06/12/15

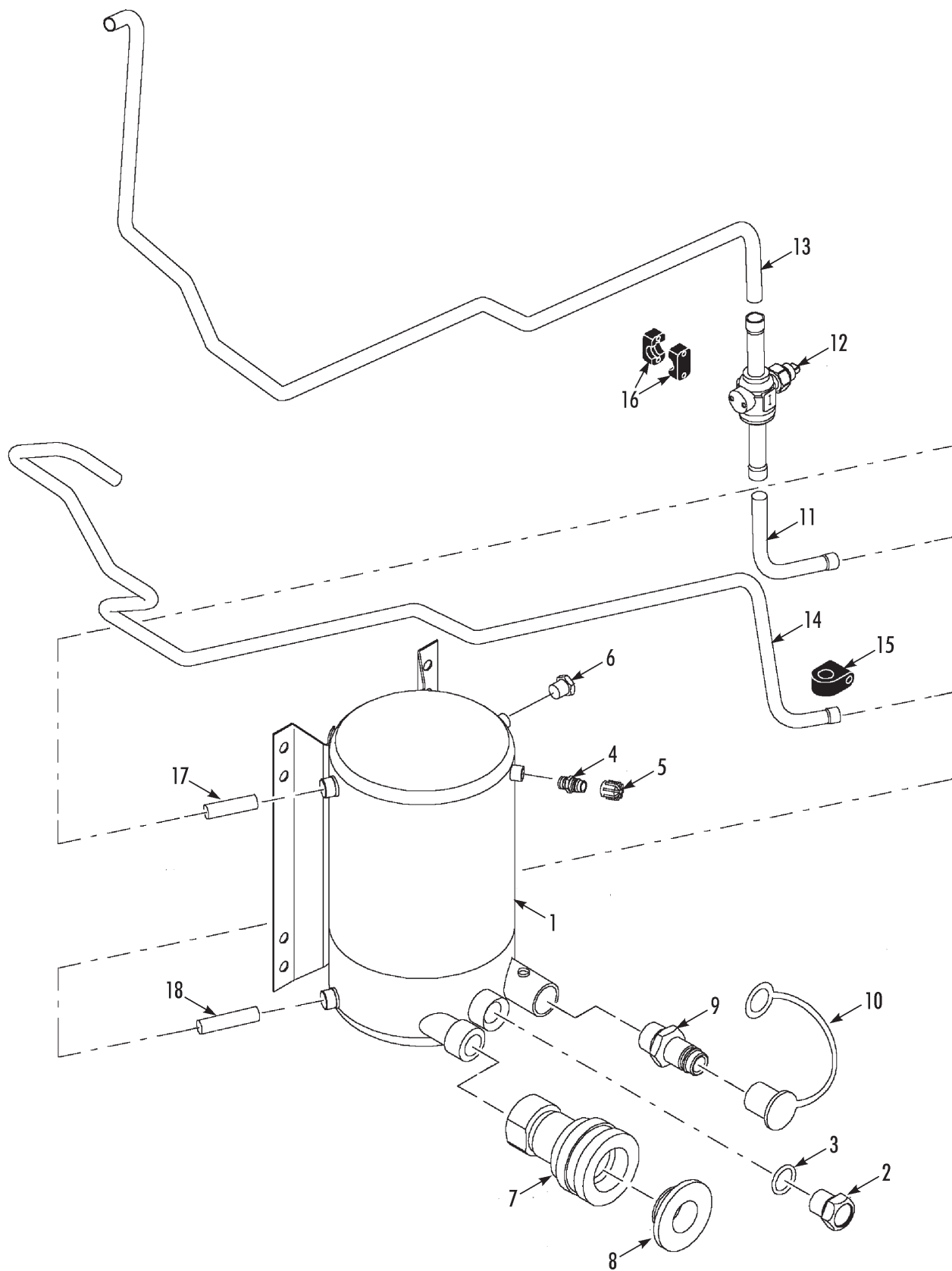
Revised
06/12/15

COMPRESSOR GROUP (SERVICE VALVES)



180E1

REF	PART NO.	DESCRIPTION	QTY
18	332805	GASKET - valve (service)	1
19	511437	SCREW - discharge valve	2
20	510358	WASHER - sealing	2
21	612119	VALVE - discharge	1
22	400786	KIT - power cord	1
23	612118	VALVE - suction	1
	669842	VALVE	1
24	553364	PLUG	1
25	616629	CAP - tamper evident (optional)	A/R

154E13**WATER COOLED CONDENSER**Revised
01/25/14

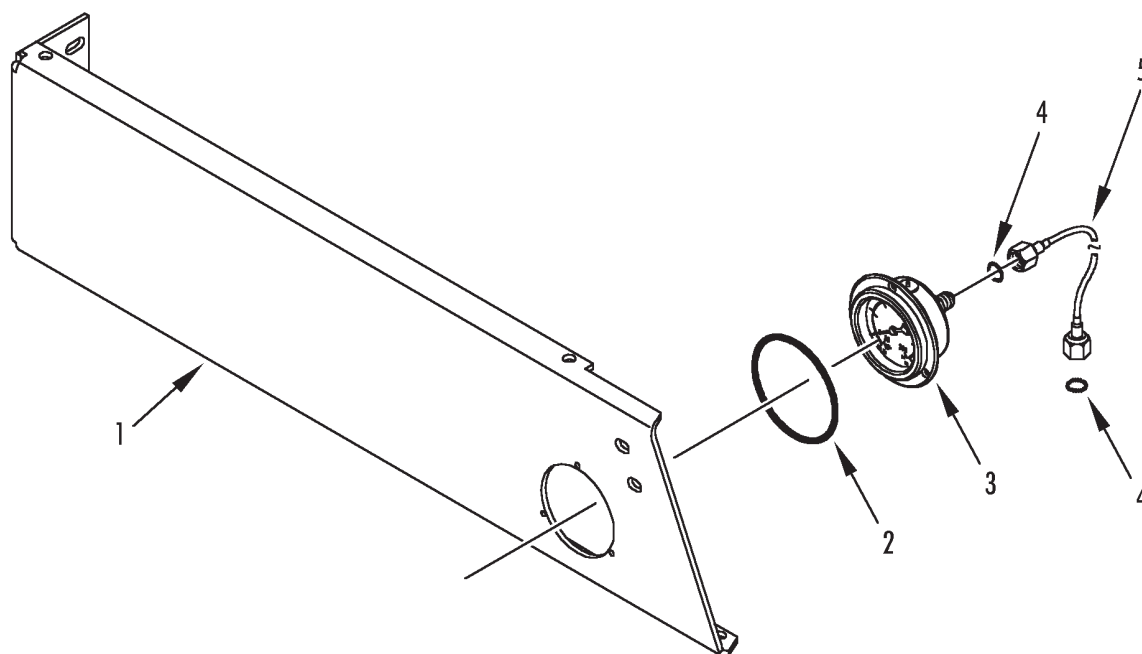
Revised
01/25/14

WATER COOLED CONDENSER



154E13

REF	PART NO.	DESCRIPTION	QTY
1	671575	TANK - water cooled condenser	1
2	668811	INDICATOR	1
3	333007	O-RING	1
4	666610	FITTING - high side	1
5	667182	* CAP - fitting	1
6	5060364	PLUG - fusible	1
	2030393	SEALER - locking	A/R
	511467	SCREW - tank	4
	511429	LOCKWASHER	4
	511430	FLATWASHER	4
7	664788	COUPLING - outlet	1
	2030385	SEALER - thread	A/R
8	916627	CAP - dust cover	1
9	551827	PLUG - outlet	1
10	916628	CAP - dust cover	1
11	613504	TUBE - condenser to filter	1
12	613525	VALVE - ball	1
13	613542	TUBE - valve to dehydrator	1
14	611305	TUBE - condenser to condenser	1
15	910759	CLAMP - tube	2
	511462	SCREW - clamp	1
16	556730	CLAMP - tube	6
	557035	SCREW - clamp	2
	557075	FLATWASHER	4
17	667543	TUBE - stub (1.88 lg)	1
18	669447	TUBE - stub (2.25 lg)	1

158B4**GAUGE GROUP (OPTION 098140)**Revised
01/23/06

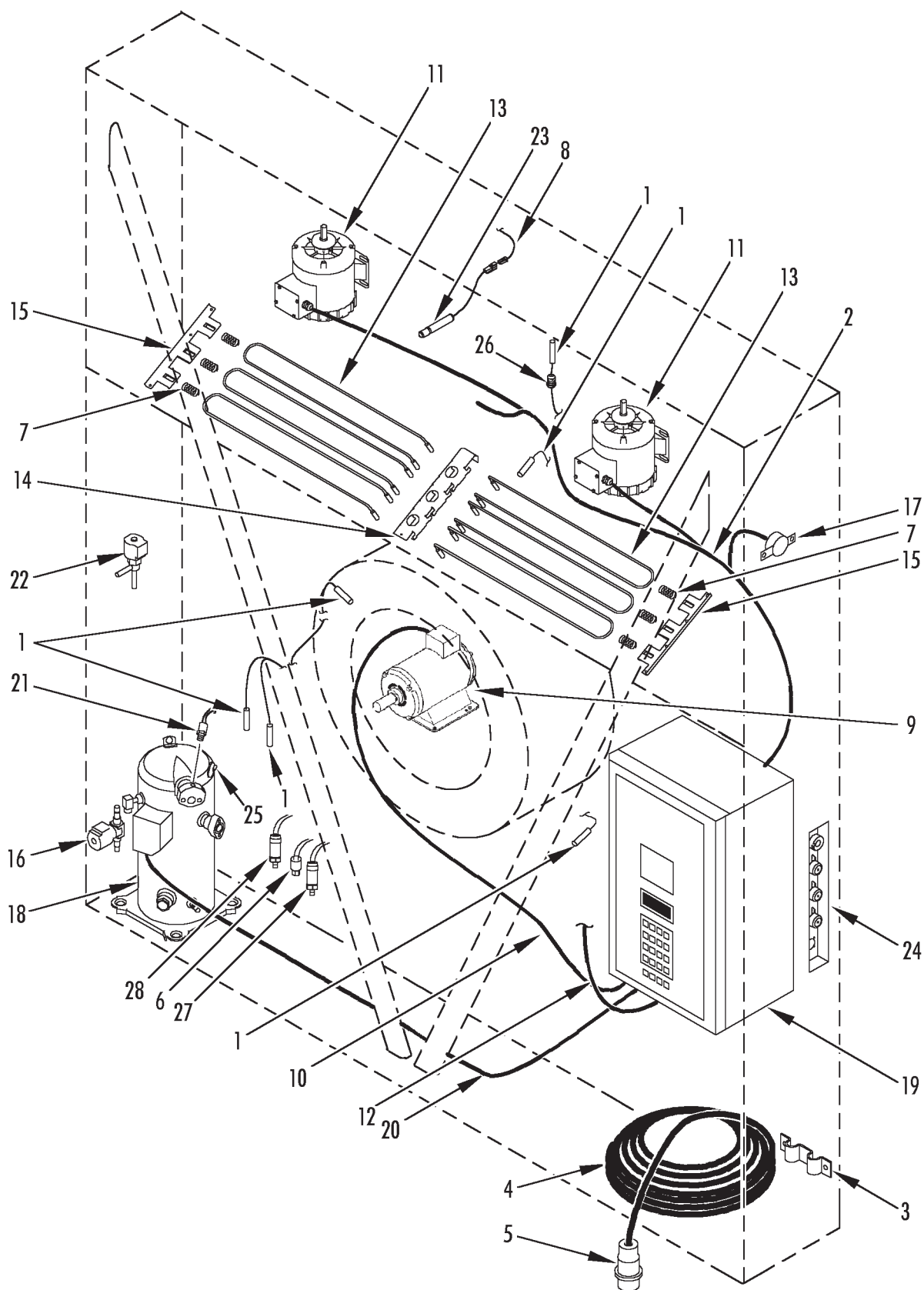
Revised
01/23/06

GAUGE GROUP (OPTION 098140)



158B4

REF	PART NO.	DESCRIPTION	QTY
1	920219TKA	PLATE - guard (w/ gauge)	1
2	333212	GASKET - gauge	1
3	669194	GAUGE - suction pressure	1
	558382	SCREW - gauge	3
	557830	FLATWASHER	3
	559086	WASHER - insulating	3
	557864	NUT	3
4	330768	GASKET - round	2
5	610154	TUBE - gauge (w/ activator)	1

180E2**ELECTRICAL COMPONENTS**Revised
09/26/14

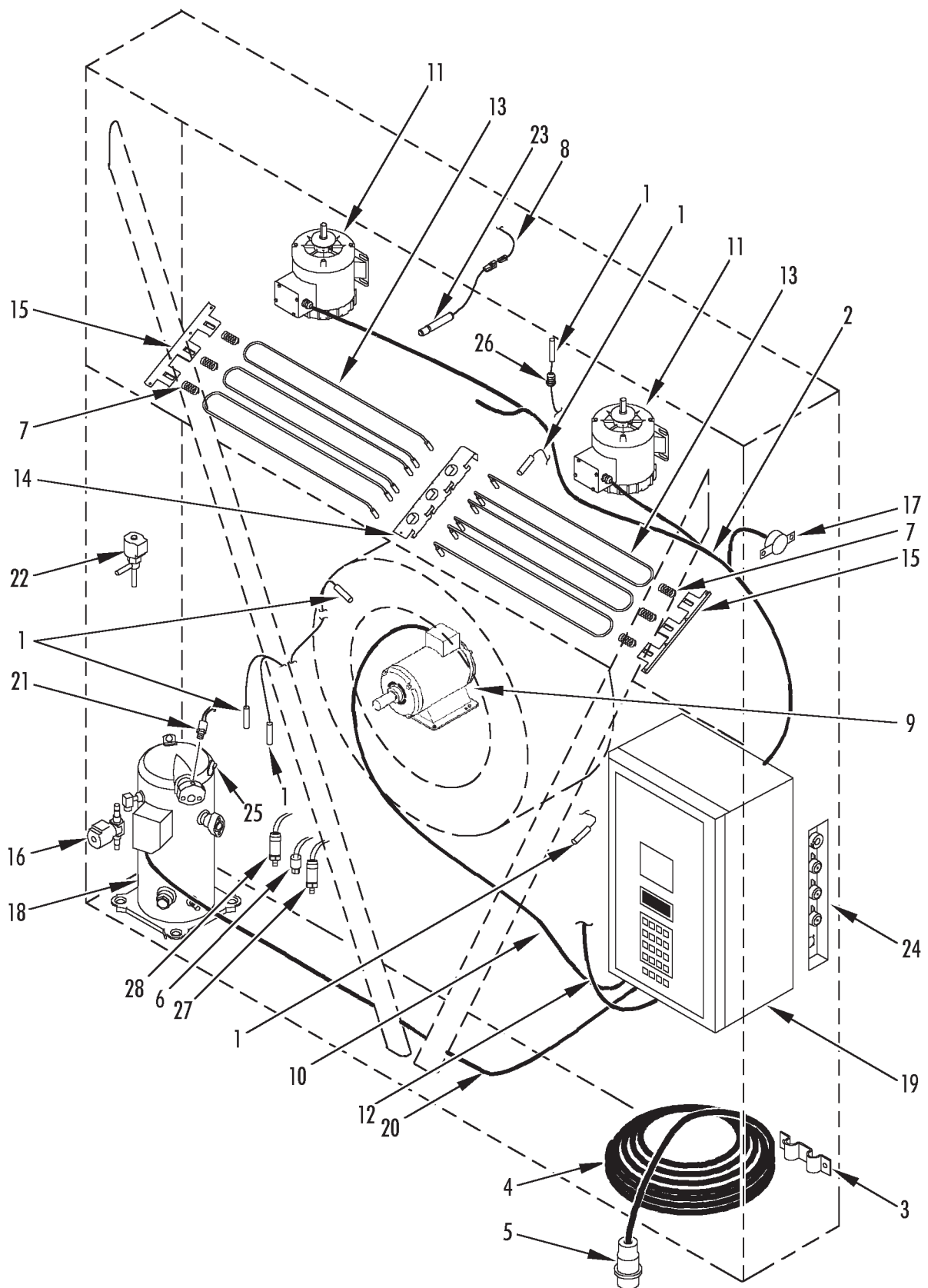
Revised
09/26/14

ELECTRICAL COMPONENTS



180E2

REF	PART NO.	DESCRIPTION	QTY
1	400791	KIT - sensor (universal)	A/R
2	413685	HARNESS - evaporator (two fan, see 180D9)	1
	414002	HARNESS - evaporator (three fan, see 183B6)	1
3	922777	BRACKET - power cable (11/4 cable)	1
	925660	BRACKET - power cable (10/4 cable)	1
	511445	SCREW - bracket	2
	511446	LOCKWASHER	2
	511441	FLATWASHER	2
	559054	WASHER - insulator	2
4	451992	CABLE - power (19.2 meters, 63 ft, 11/4 ga)	1
	450237	CABLE - power (24 meters, 78 ft, 10/4 ga)	1
5	411976	* PLUG - power (Minnekes)	1
	444051	* PLUG - power (10/4)	1
	449891	* TERMINAL - pin	7
6	421423	SWITCH - lpco	1
7	918140TKA	SPRING - heater	6
8	412838	HARNESS - sensor (humidity, MPC)	1
9	1040759	MOTOR - condenser fan (see 180D8)	1
	771498	* BEARING - shaft end	1
	771401	* BEARING - opposite end	1
10	412953	HARNESS - condenser fan (see 180D8)	1
11	1040691	MOTOR - evaporator fan (two fan see 180D9, three fan see 183B6)	A/R
	771498	* BEARING - shaft end	1
	771401	* BEARING - opposite end	1
12	413593	HARNESS - control box	1
13	451927	HEATER (680W, 2 meter leads, see 259A4)	6
14	918142TKA	BRACKET - heater (15.4/404 long, MAGNUM)	1
	918634	BRACKET - heater (13.6/347 long, MAGNUM SL-40)	1

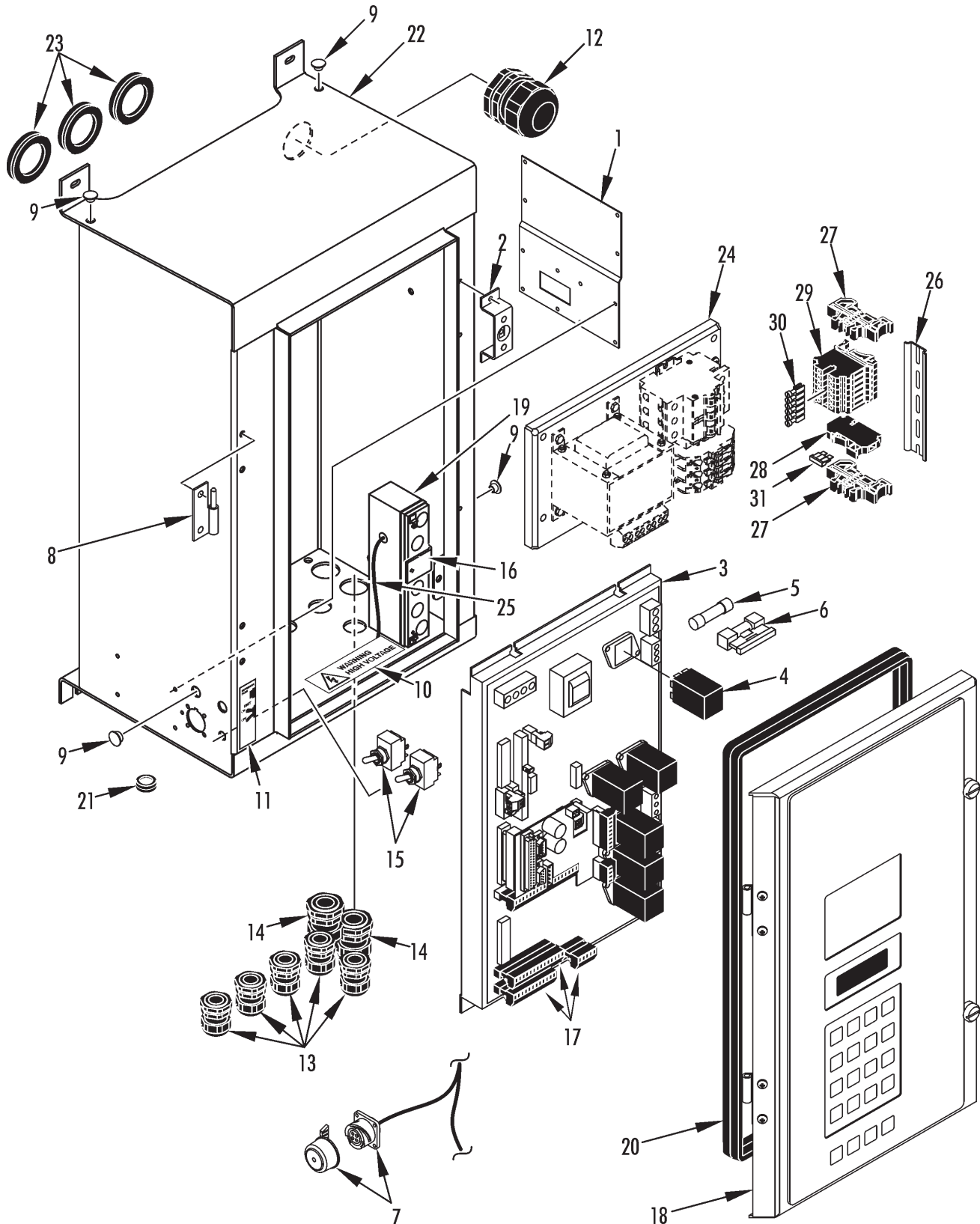
180E2**ELECTRICAL COMPONENTS**Revised
09/26/14

Revised
09/26/14

ELECTRICAL COMPONENTS

**180E2**

REF	PART NO.	DESCRIPTION	QTY
	920234TKA	BRACKET - heater (12.3/313 long, MAGNUM SL-40)	1
15	918467	BRACKET - heater (13.8/350 long, MAGNUM)	2
	918629	BRACKET - heater (12.0 long, MAGNUM SL-40)	2
	920235TKA	BRACKET - heater (11.4/290 long, MAGNUM SL-20)	2
	511447	SCREW - bracket	11
16	415103	VALVE - solenoid	1
	413301	COIL - valve	1
17	413401	THERMOSTAT - defrost termination	1
	510336	SCREW - thermostat	2
18	1020795	COMPRESSOR - scroll (see 180E1)	1
19	NSS	BOX - control (see 158A3)	1
20	400786	CABLE - compressor	1
21	421422	SWITCH - hpco	1
22	612057	VALVE - digital	1
	417937	* COIL (only)	1
23	419220	SENSOR - humidity	1
24	NSS	PANEL - USDA receptacle (see USDA Download Panel)	1
25	400776	KIT - thermistor	1
26	510270	CONNECTOR - liquid tite	1
27	416150	TRANSDUCER - suction (200 psi)	1
28	416151	TRANSDUCER - discharge (200 psi)	1

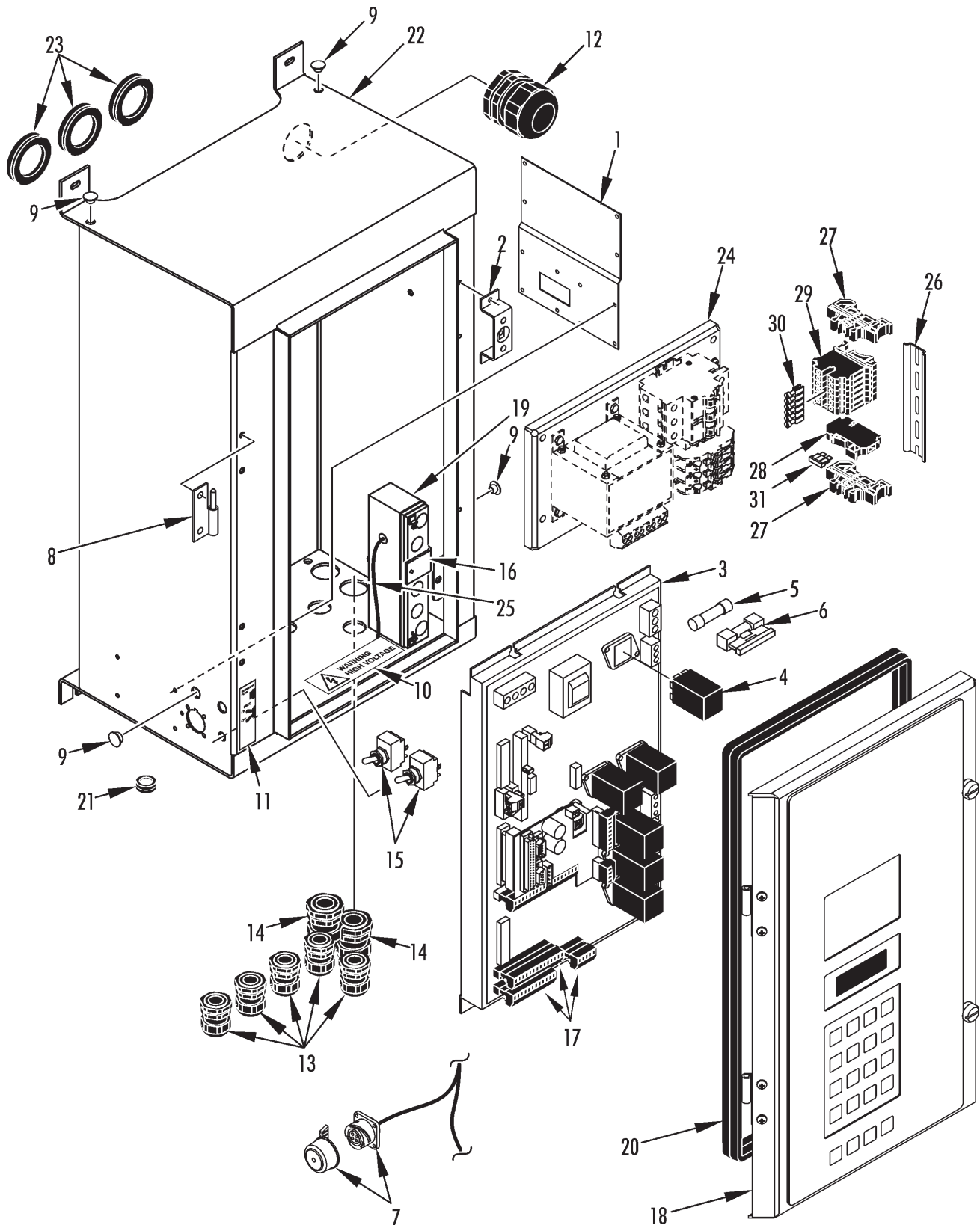
180E3**CONTROL BOX**Revised
12/16/14

Revised
12/16/14

CONTROL BOX

**180E3**

REF	PART NO.	DESCRIPTION	QTY
1	920236TKA	BRACKET - diagram	1
	553272	RIVET - bracket	4
2	920237TKA	BRACKET (w/ receptacle)	2
	552074	NUT - speed	4
	559166	SCREW - bracket	4
	559444	WASHER - insulating (nylon)	4
3	452010	BOARD - relay (MP3000 A)	1
	8452010	BOARD - relay (reman, MP3000 A)	1
	421973	* BASE - relay	A/R
4	401244	* RELAY - power (K24-58162-02)	6
	920860	* CLIP - relay	6
5	5040970	* FUSE (20A)	3
6	419318	* HOLDER - fuse	3
	510336	SCREW - relay board	6
7	413402	CABLE - retriever plug (Deutsch, see download panel grid)	1
	412583	CABLE - retriever plug (Cannon, see download panel grid)	1
	553272	RIVET - plug	4
	412406	CAP - plug	1
	993685	CHAIN - cap	1
8	920238TKA	HINGE - cover	2
	557172	SCREW - hinge	4
	510618	INSULATOR	2
	511423	FLATWASHER	4
	511424	LOCKWASHER	2
	557042	NUT	4
9	559346	PLUG - seal	4
10	919833TKA	NAMEPLATE - Caution	1

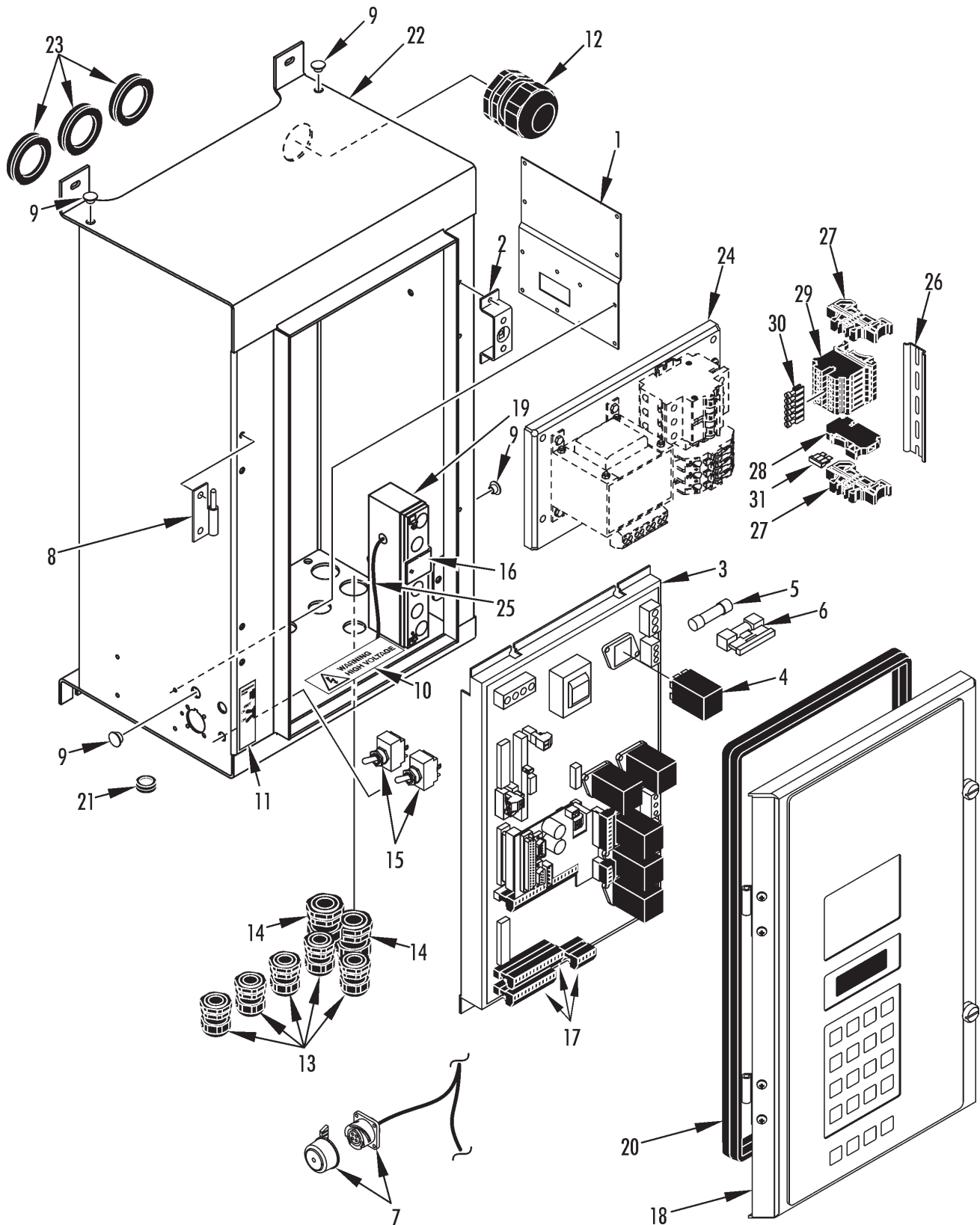
180E3**CONTROL BOX**Revised
12/16/14

Revised
12/16/14

CONTROL BOX

**180E3**

REF	PART NO.	DESCRIPTION	QTY
11	919272	NAMEPLATE - On/Off	1
12	413686	CONNECTOR - liquid tite	1
13	555900	FITTING - harness	5
14	555257	FITTING - harness	2
15	413595	SWITCH - On/Off (unit & cond fan)	2
	920239TKA	BOOT - switch	1
16	925520	BRACKET - battery	1
	552988	RIVET - bracket	1
17	412832	CONNECTOR - plug (2-pin, short circuit)	1
	413596	BLOCK - terminal (4 pole)	1
	413597	BLOCK - terminal (5 pole)	1
	413598	BLOCK - terminal (8 pole)	1
	413851	BLOCK - terminal (12 pole)	1
	413599	BLOCK - terminal (14 pole)	1
	413608	BLOCK - terminal (18 pole)	1
18	NSS	DOOR - controller (see 183B5 & 188E8)	1
19	2030509	BATTERY (12V, 1.9 AH)	1
	559759	SCREW - battery	1
	556995	FLATWASHER	2
	557042	NUT	1
20	333837	GASKET - cover	1
21	333838	GROMMET	1
22	985454	BOX - control	1
	556994	SCREW - control box	4
	557075	FLATWASHER	4
	559054	WASHER - insulator	4
23	333215	GROMMET	3
24	NSS	TRAY - high voltage (see 158A1)	1
25	413335	CABLE - battery	1
	414527	* CONNECTOR (7-pin)	1

180E3**CONTROL BOX**Revised
12/16/14

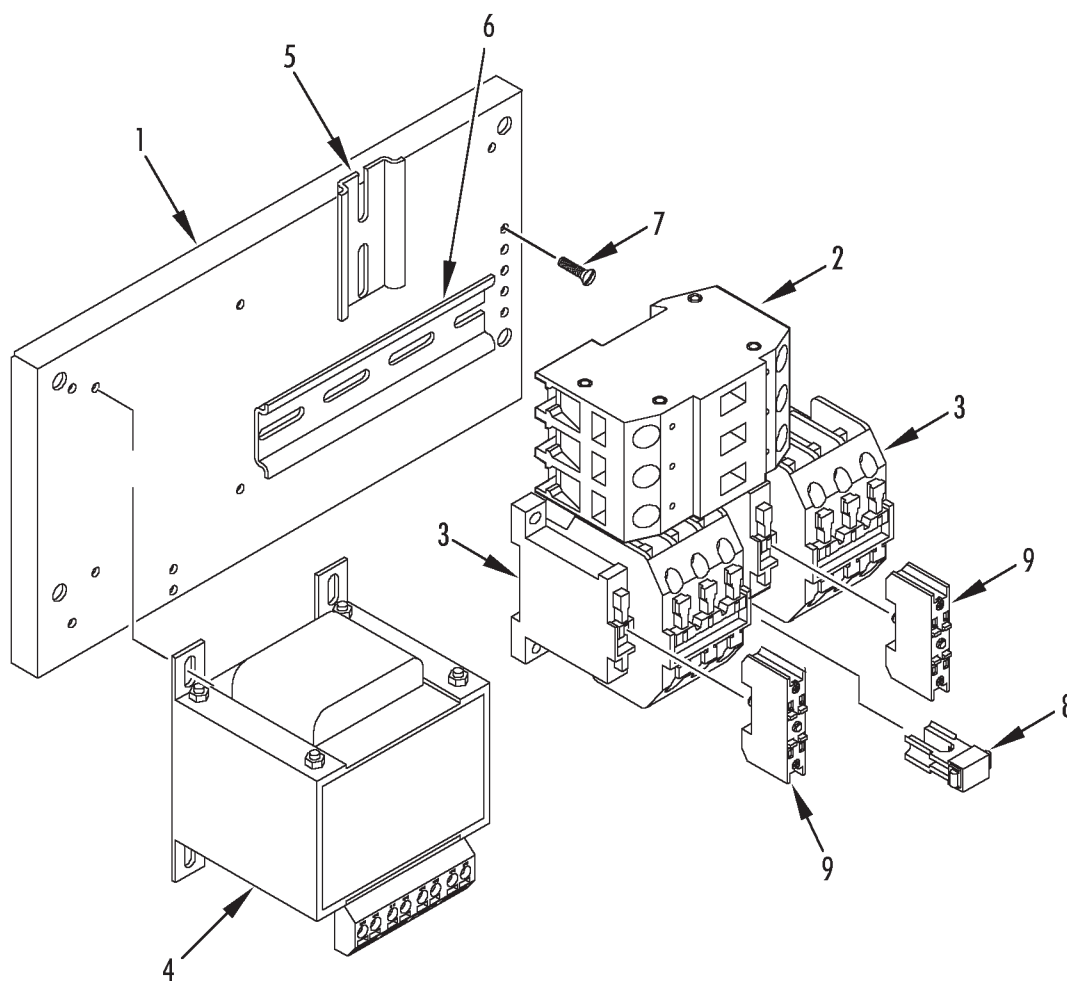
Revised
12/16/14

CONTROL BOX



180E3

REF	PART NO.	DESCRIPTION	QTY
	446381	* CONNECTOR (2-pin)	2
26	3093066	RAIL - terminal block	1
	557169	SCREW - rail	2
	557033	FLATWASHER	2
	510619	WASHER - insulator	2
	557034	NUT	2
27	413687	TERMINAL - stop clip	2
28	415105	PLATE - end terminal	1
29	413688	BLOCK - terminal	6
30	413703	CONNECTOR - cross	1
31	449359	FUSE (7.5A)	1

158A1**HIGH VOLTAGE TRAY**Revised
01/16/15

Revised
01/16/15

HIGH VOLTAGE TRAY



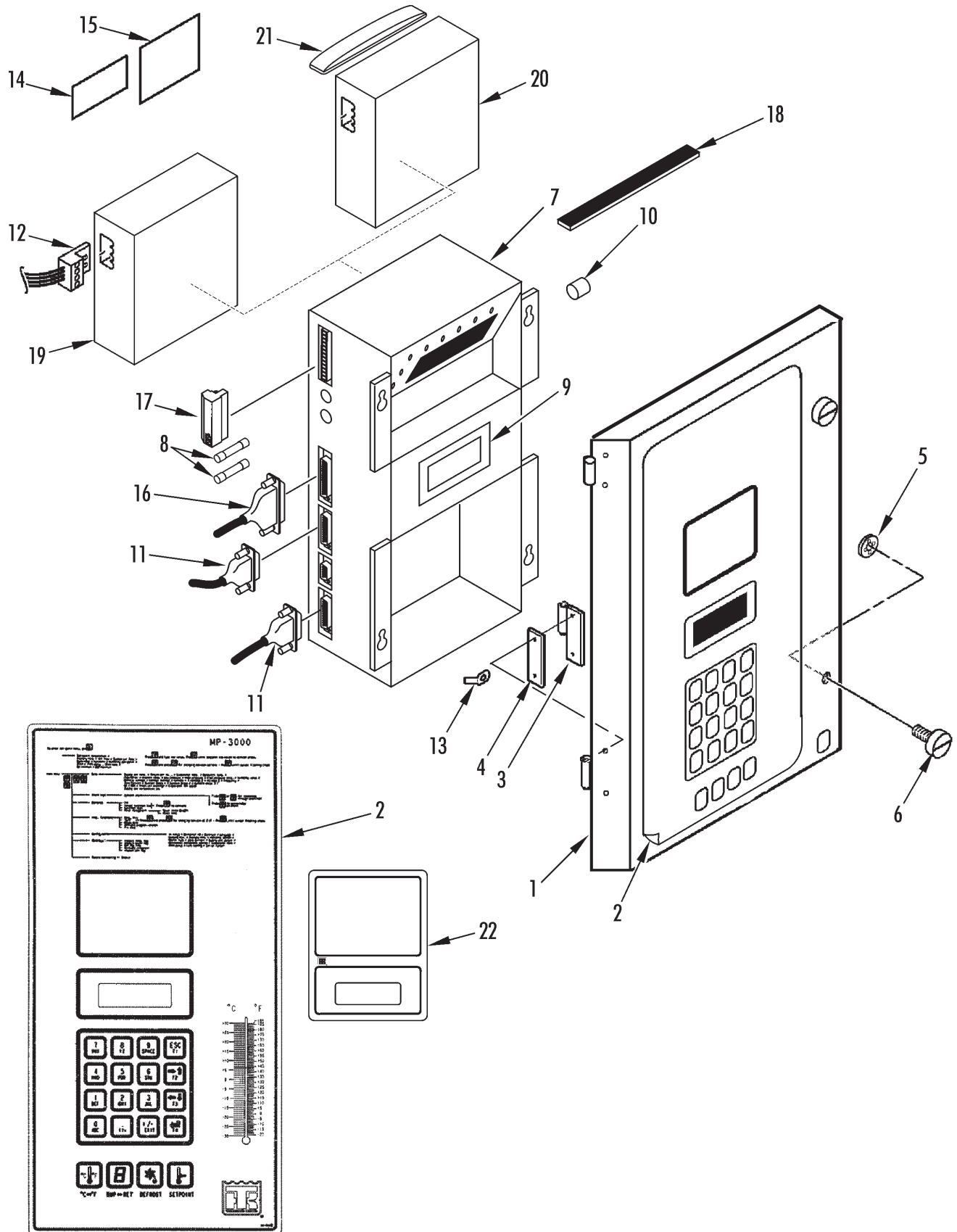
158A1

REF	PART NO.	DESCRIPTION	QTY
1	923445	PLATE - bottom	1
	511421TKA	SCREW - plate to box	4
	510619	WASHER - insulator	4
	511464	FLATWASHER	4
	511423	LOCKWASHER	4
	511425	NUT	4
2	415104	BREAKER - circuit (25A)	1
3	413605	CONTACTOR (CI 25)	2
4	413317	TRANSFORMER	1
	559396	SCREW - transformer	4
5	919914	RAIL - din (60 mm)	1
6	919915	RAIL - din (125 mm)	1
7	559166	SCREW (pan hd)	11
	557370	LOCKWASHER	6
8	413604	INTERLOCK	1
9	415309	CONTACTOR - auxiliary (4-pin remote option, see 158A5)	2

183B5

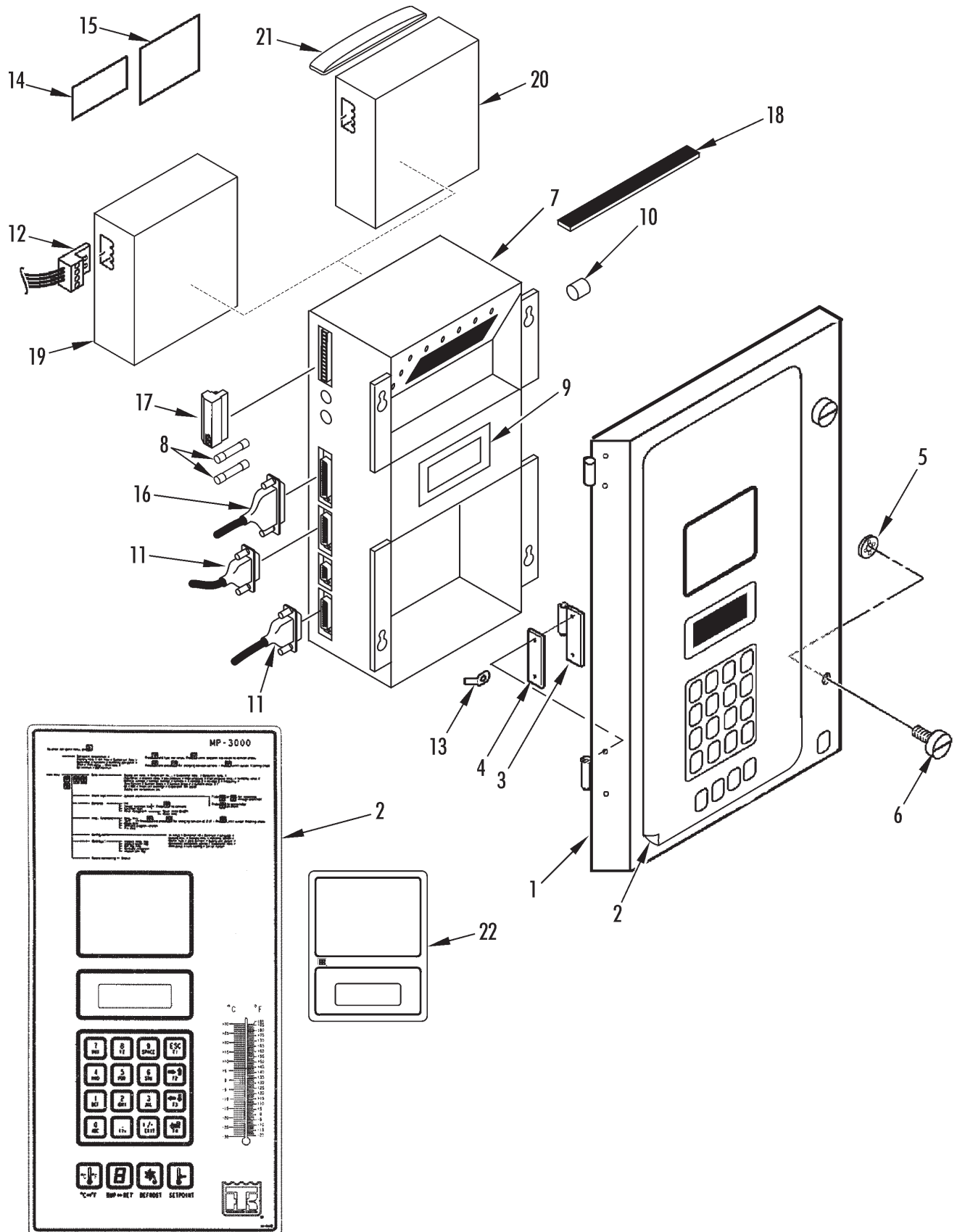


CONTROL BOX DOOR (MP3000-A w/ RMM)

Revised
04/15/16

Revised
04/15/16**CONTROL BOX DOOR (MP3000-A w/ RMM)****183B5**

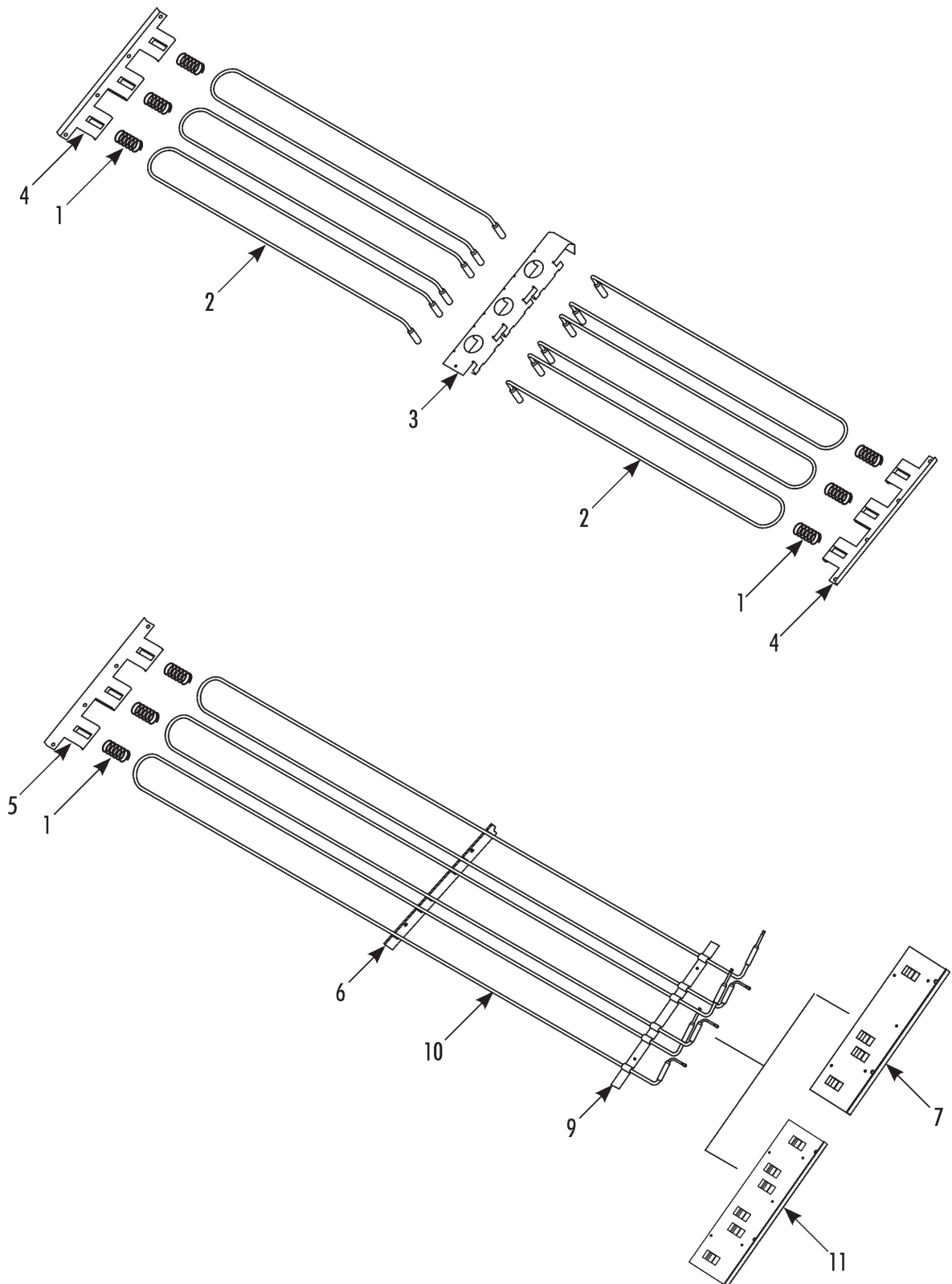
REF	PART NO.	DESCRIPTION	QTY
1	986784	DOOR - control box (complete, includes 1 thru 6, 8, 9, 10 & 13)	1
	919380TKA	* DOOR - control box	1
2	414142	* KEYPAD (MP3000)	1
3	919381TKA	* HINGE - door	2
	511418	* SCREW - hinge	4
	559444	* WASHER (nylon)	4
	511420	* WASHER	8
	511419	* NUT	4
4	559392	* INSULATOR - hinge	2
5	558919	* RETAINER - screw	2
6	559393	* SCREW - door (knurled)	2
	511470TKA	SCREW - door (Phillips)	2
7	452009	CONTROLLER (MP3000-A)	1
	8452009TKA	CONTROLLER (reman, MP3000-A)	1
8	446777	* FUSE (2A)	2
9	414919	* DISPLAY - controller	1
10	2030506	* BATTERY - lithium	1
	511419	NUT - controller	4
	559444	WASHER - insulating (nylon)	4
11	413602	CABLE - connecting (25-pin, No. 1 & 3)	2
12	413603	CABLE - connecting (RMM, option 098158, 098159)	1
13	559395	ADAPTER - push-on	1
	511419	NUT	1
14	919382TKA	NAMEPLATE - Warning, Power Off	1
15	923446	NAMEPLATE - Phase Select	1
16	412835	CABLE - connecting (No. 2)	1
17	413335	CONNECTOR (7-pin)	1
18	923554	GASKET - controller	1

183B5**CONTROL BOX DOOR (MP3000-A w/ RMM)**Revised
04/15/16

Revised
04/15/16

CONTROL BOX DOOR (MP3000-A w/ RMM)**183B5**

REF	PART NO.	DESCRIPTION	QTY
19	451898	MODEM (RMM, option 098158, 098159, 098983)	1
20	452510	MODEM (RMM+ cellular, optional)	1
21	420879	ANNTENNA (RMM+ cellular, optional)	1
22	933989	KIT - window repair (MP300)	1
	2043124	TOOL - tester (MP3000)	1

259A4**EVAPORATOR HEATER GROUP**Revised
04/11/16

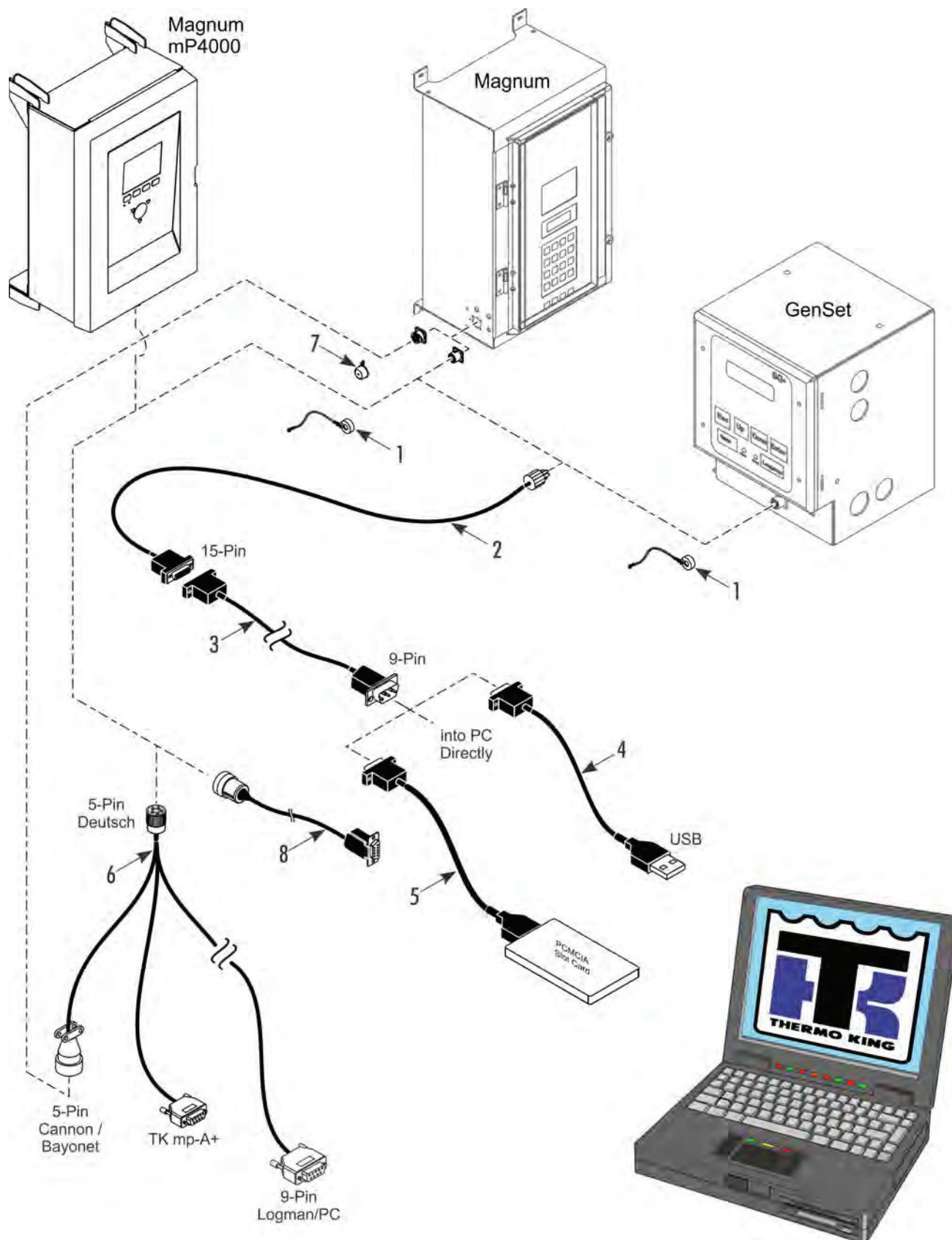
Revised
04/11/16

EVAPORATOR HEATER GROUP



259A4

REF	PART NO.	DESCRIPTION	QTY
1	918140TKA	SPRING - heater	A/R
2	451927	HEATER (680W, 2 meter leads)	6
3	918142TKA	BRACKET - heater (center, 15.4/404 long, MAGNUM)	1
	918634	BRACKET - heater (center, 13.6/347 long, MAGNUM SL)	1
4	918467	BRACKET - heater (ends, 13.8/350 long, MAGNUM)	2
	918629	BRACKET - heater (ends, 12.8/326 long, MAGNUM SL)	2
	511447	SCREW - bracket	A/R
5	918629	BRACKET - heater (spring end)	1
6	929488	BRACKET - heater (center)	1
7	929489	BRACKET - heater (lead end)	1
8	929370	BRACKET - heater (lead end)	1
9	929521	BRACKET - heater (holddown)	1
	511447	SCREW - bracket	A/R
10	452441	HEATER (1360W, 18 ga leads)	3
	452451	HEATER (2000W, 16 ga leads)	3



Magnum

GenSet

15-Pin

9-Pin

into PC
Directly


USB

5-Pin
Deutsch

5-Pin
Cannon /
Bayonet

TK mp-A+

9-Pin
Logman/PC



PCM CIA
Slot Guard

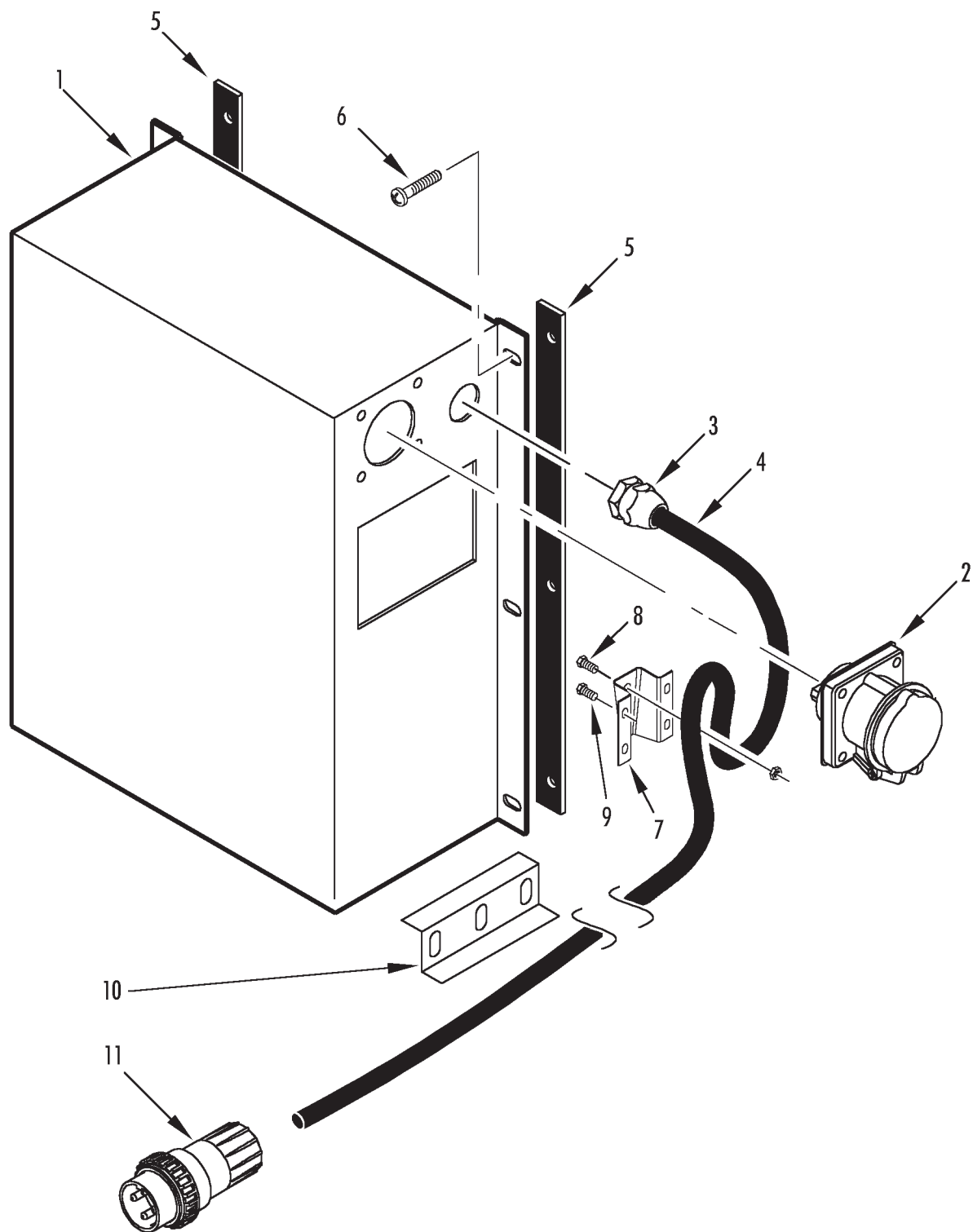
Revised
06/02/16

DOWNLOAD CABLES



226E2

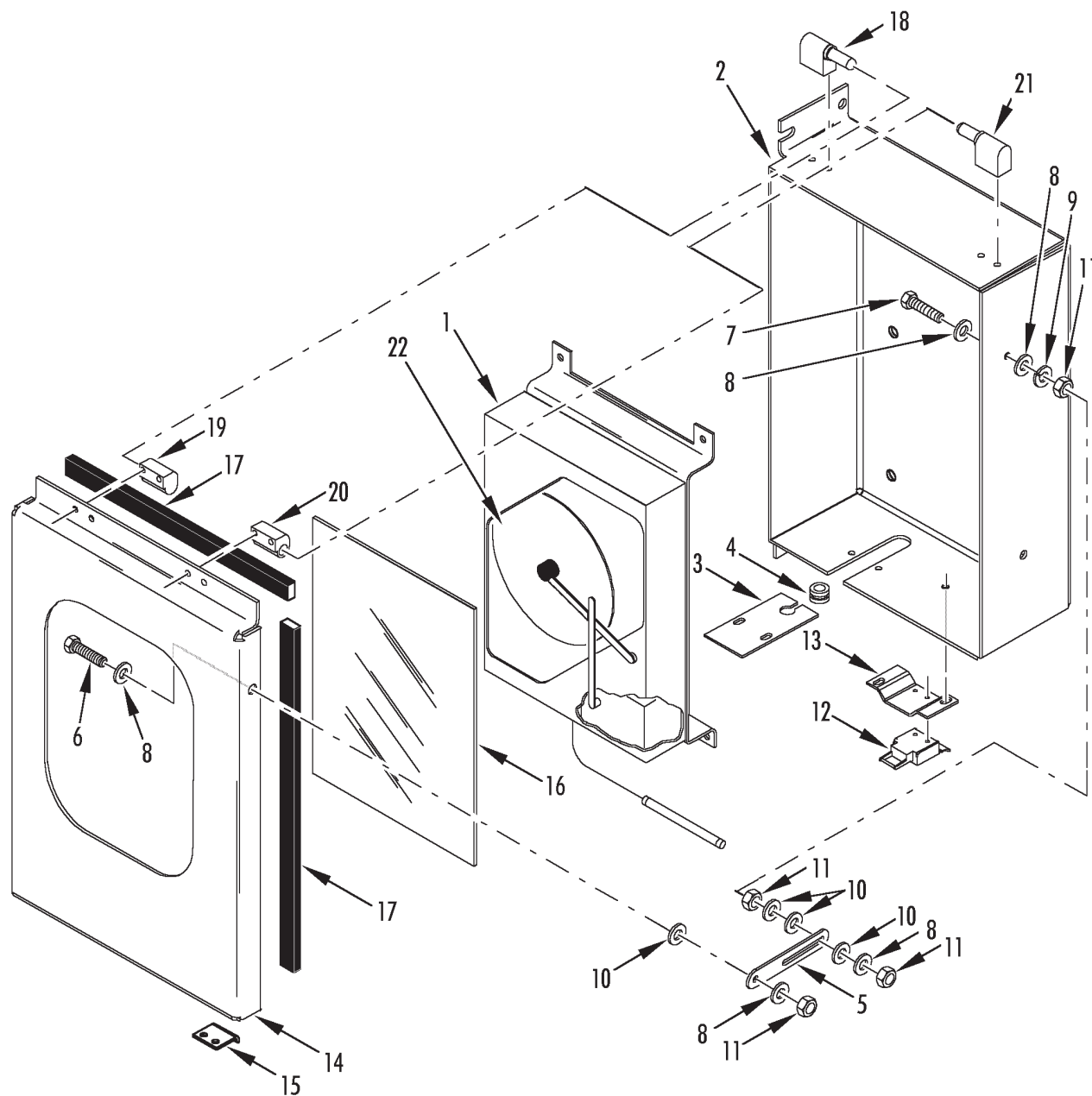
REF	PART NO.	DESCRIPTION	QTY
1	412406	CAP - dust (5-pin Deutsch)	1
	993685	CHAIN - cap	1
2	2040918	CABLE - data (5-pin to 15-pin D connectors)	1
	2040974	CABLE - data (5-pin bayonet to 15-pin D connectors)	1
	2040975	CABLE - data (5-pin threaded to 15-pin D)	1
3	449417	CABLE - data (15-pin D connector, 9-pin D PC, 20 ft)	1
	449418	CABLE - data (15-pin D connector, 9-pin D PC, 50 ft)	1
4	420575	ADAPTER - serial port to USB	1
5	N-A	ADAPTER - 9-pin D PC to PC card (see service bulletin C061)	1
6	418065	CABLE - download (5 pin to USB)	1
7	413588	CAP - dust (5-pin)	1
8	2041040	CABLE - download (9 pin to 5 pin)	1

148G2**TRANSFORMER GROUP (098024, 098040,
098041, 098043, 098071, 098123, 098128)**Revised
01/16/15

Revised
01/16/15**TRANSFORMER GROUP (098024, 098040,
098041, 098043, 098071, 098123, 098128)****148G2**

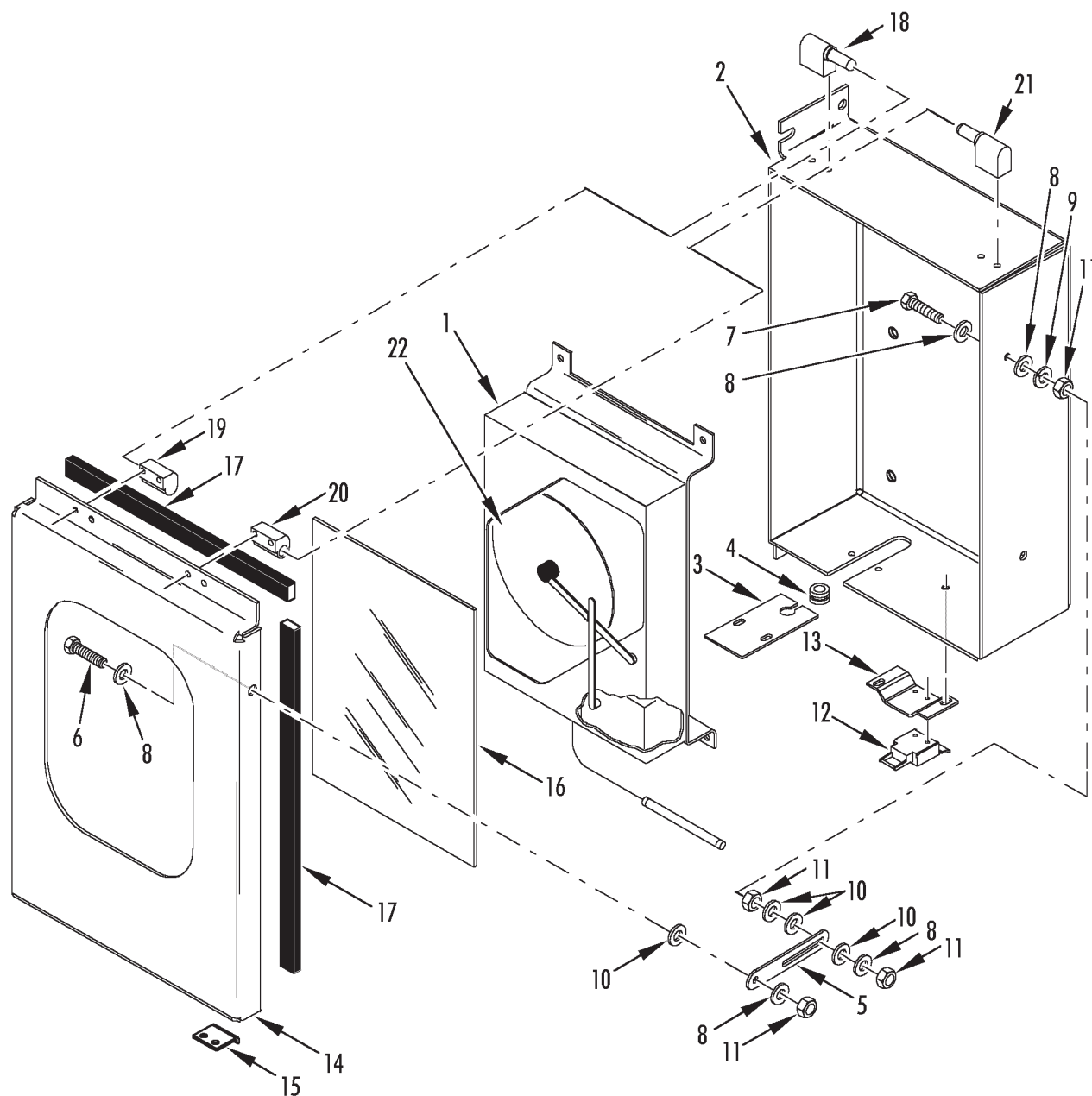
REF	PART NO.	DESCRIPTION	QTY
1	451859	TRANSFORMER	1
2	411977	RECEPTACLE - power (32A, 440V)	1
	552995	* SCREW - receptacle	4
	552964	* LOCKWASHER	2
	552001	* FLATWASHER	2
3	555919	* CONNECTOR - grip	1
	552636	* NUT - connector	1
4	413083	* CABLE - power (69 ft)	1
5	919508TKA	INSULATOR	2
6	557341	SCREW - transformer	2
	558891	SCREW - transformer	4
	557085	FLATWASHER	6
	557342	LOCKWASHER	6
7	916988	BRACKET - cable restraint (current units)	1
8	559164	SCREW - cable	1
	557357	FLATWASHER	1
	557344	NUT	1
9	557172	SCREW - bracket	4
	557075	FLATWASHER	4
	557170	LOCKWASHER	4
10	913238	BRACKET - cable (early units)	1
	557172	SCREW - bracket	3
	556995	FLATWASHER	6
	557042	NUT	3
11	443828	PLUG - power (50A)	1
	445133	PLUG - power (60A, orange)	1
	413429	PLUG - power (50A, blue)	1
	332482	BUSHING - plug	1

147B8

RECORDING THERMOMETER (OPTION
098026 & 098030)Revised
09/15/15

Revised
09/15/15**RECORDING THERMOMETER (OPTION
098026 & 098030)****147B8**

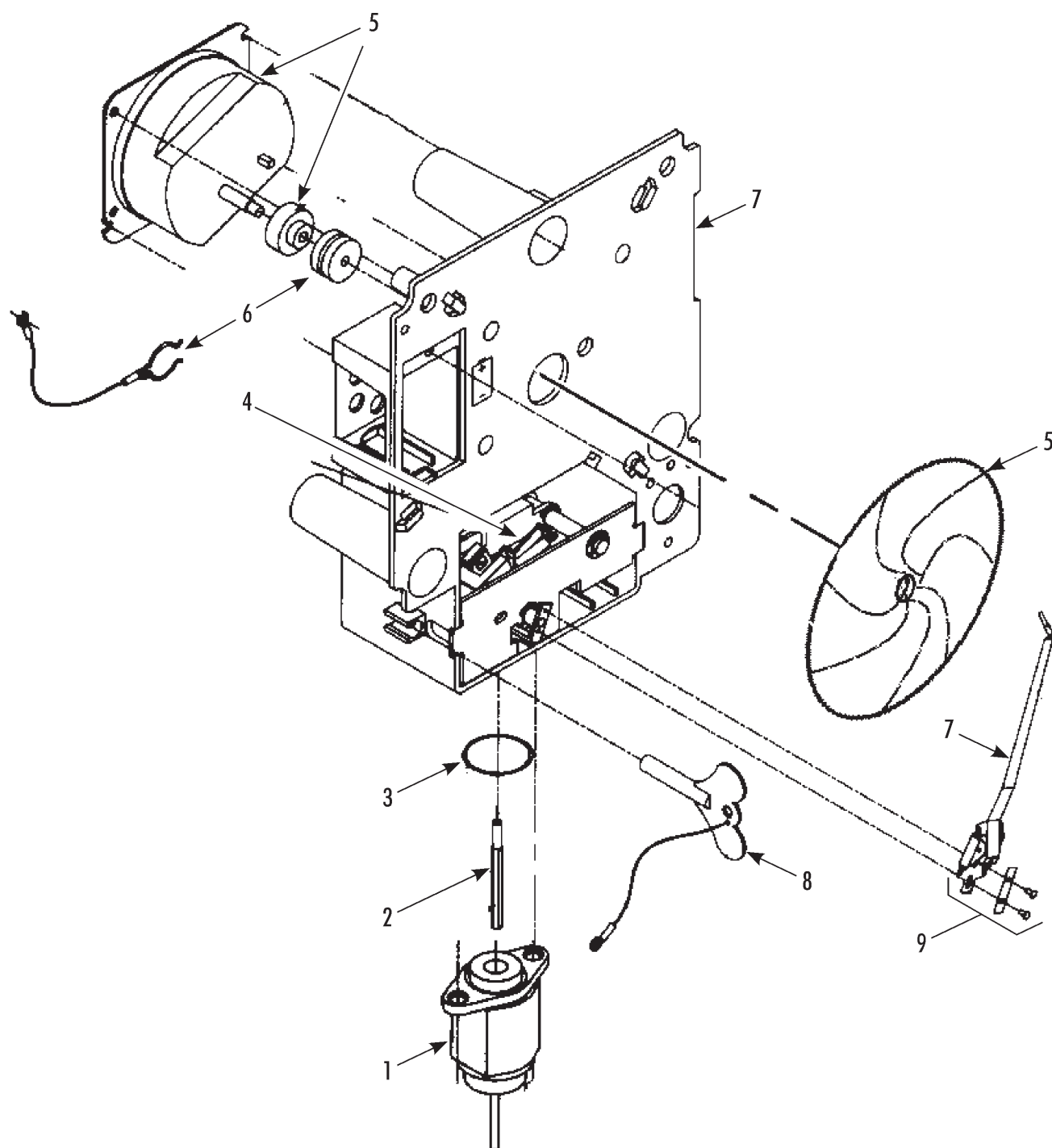
REF	PART NO.	DESCRIPTION	QTY
1	451830	THERMOMETER - recording (31 day, Partlow, 098025, see 147B2)	1
	451831	THERMOMETER - recording (31 day, Saginomiya, battery, 098026, see 147B9)	1
	451832	THERMOMETER - recording (31 day, Saginomiya, AC power, 098030, see 147B9)	1
	557172	SCREW - recorder	4
	556996	LOCKWASHER	4
	556995	FLATWASHER	4
2	918705	BOX - recorder	1
	557341	SCREW - box	4
	556988	FLATWASHER	4
	558953	WASHER (nylon)	4
3	914218TKA	PLATE - box (bottom)	1
	557340	SCREW - plate	2
	557033	FLATWASHER	4
	557404	LOCKWASHER	2
	557354	NUT	2
4	330451	GROMMET	1
5	997230	GUIDE - latch	1
6	557169	SCREW - guide (12 mm)	1
7	558720	SCREW - guide (25 mm)	1
8	557033	FLATWASHER	4
9	557464	LOCKWASHER	1
10	559444	WASHER - insulating (nylon)	4
11	557034	NUT	4
12	915005	LATCH - cover	1
	552988	RIVET - latch	2
13	915006	BRACKET - latch	1

147B8**RECORDING THERMOMETER (OPTION
098026 & 098030)**Revised
09/15/15

Revised
09/15/15**RECORDING THERMOMETER (OPTION
098026 & 098030)****147B8**

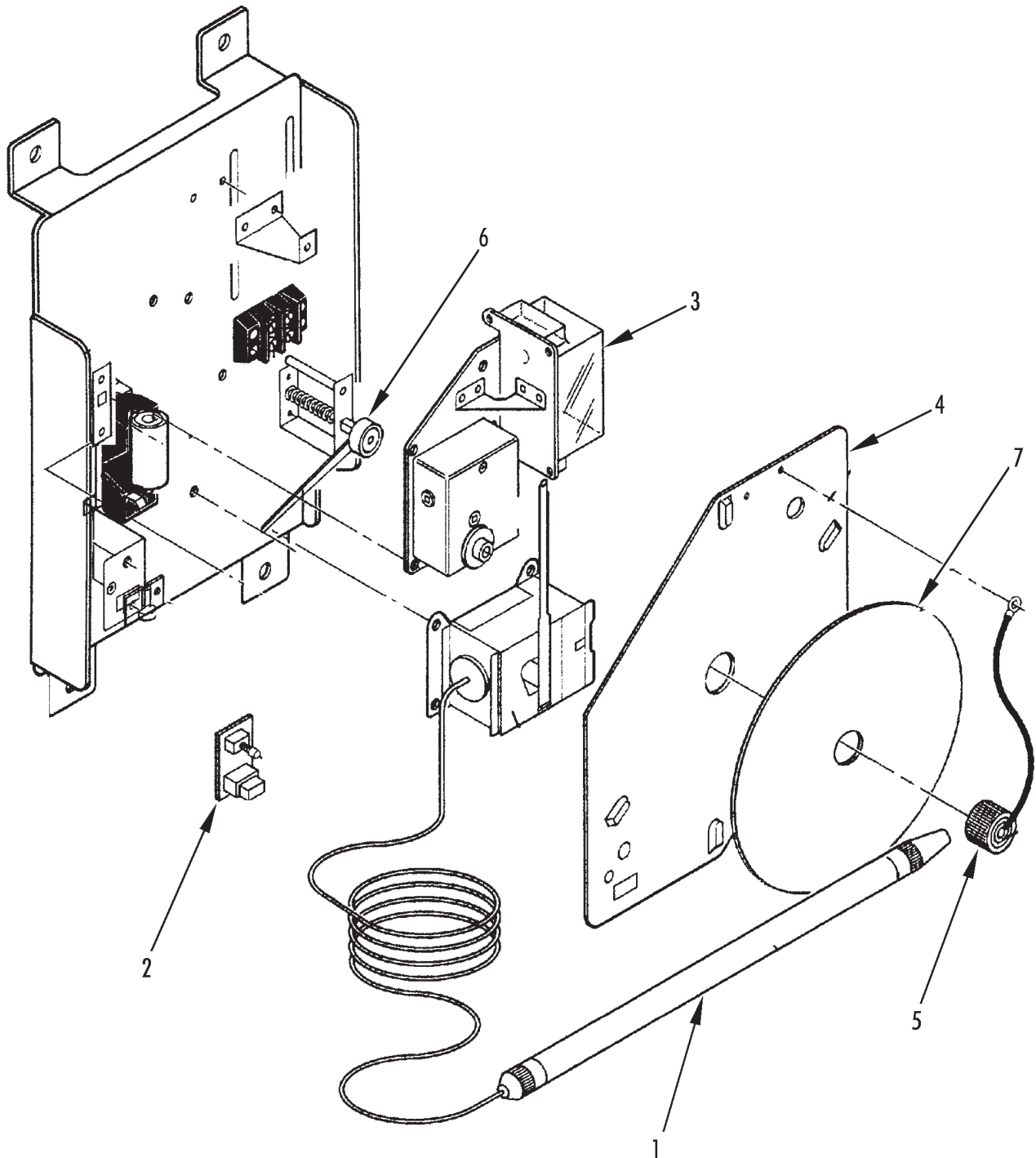
REF	PART NO.	DESCRIPTION	QTY
	557340	SCREW - bracket	2
	557033	FLATWASHER	4
	557404	LOCKWASHER	2
	557354	NUT	2
14	985532	COVER - recorder (includes 15, 16 & 17)	1
15	915007	* PLATE - keeper	1
	552988	* RIVET - plate	2
16	918707	* WINDOW	1
17	333008	* GASKET - cover	4
	914219	HINGE SET - left	1
18	918708	* HINGE - right (w/ pin)	1
19	918725	* HINGE - right (w/o pin)	1
20	918726	* HINGE - left (w/o pin)	1
21	918709	* HINGE - left (w/ pin)	1
	557169	SCREW - hinge	8
	557033	FLATWASHER	8
	557404	LOCKWASHER	8
	914220TKA	HINGE SET - right	1
22	2030180	CHART (31 day, -20 to +80 F, box of 50)	1
	2030252	CHART (31 day, -30 to +25 C, box of 50)	1
	2030219	CHART (31 day, -25 to +25 C, box of 50)	1

147B2

RECORDING THERMOMETER - 31 DAY
FAHRENHEITRevised
12/17/12

Revised
12/17/12**RECORDING THERMOMETER - 31 DAY
FAHRENHEIT****147B2**

REF	PART NO.	DESCRIPTION	QTY
	451830	THERMOMETER (31 day, F)	1
1	445644	* ELEMENT - thermo (1/2 od, 7.5 in lg bulb, 10 ft capillary)	1
	442339	* ELEMENT - thermo (3/8 od, 14 in lg bulb, 10 ft capillary)	1
2	918217TKA	* ROD - push	1
3	332962	* O-RING	1
4	412216	* MECHANISM	1
5	442966	* DRIVE - chart (31 day)	1
6	912209	* NUT, CLIP & CORD	1
7	412218	* PLATEN	1
8	558955	* KEY - winding	1
9	912205	* KIT - stylus	1
10	2030180	CHART (31 day, -20 to +85 Fahrenheit, box of 50)	1

147B9**RECORDING THERMOMETER (OPTION
098026)**Revised
02/12/08

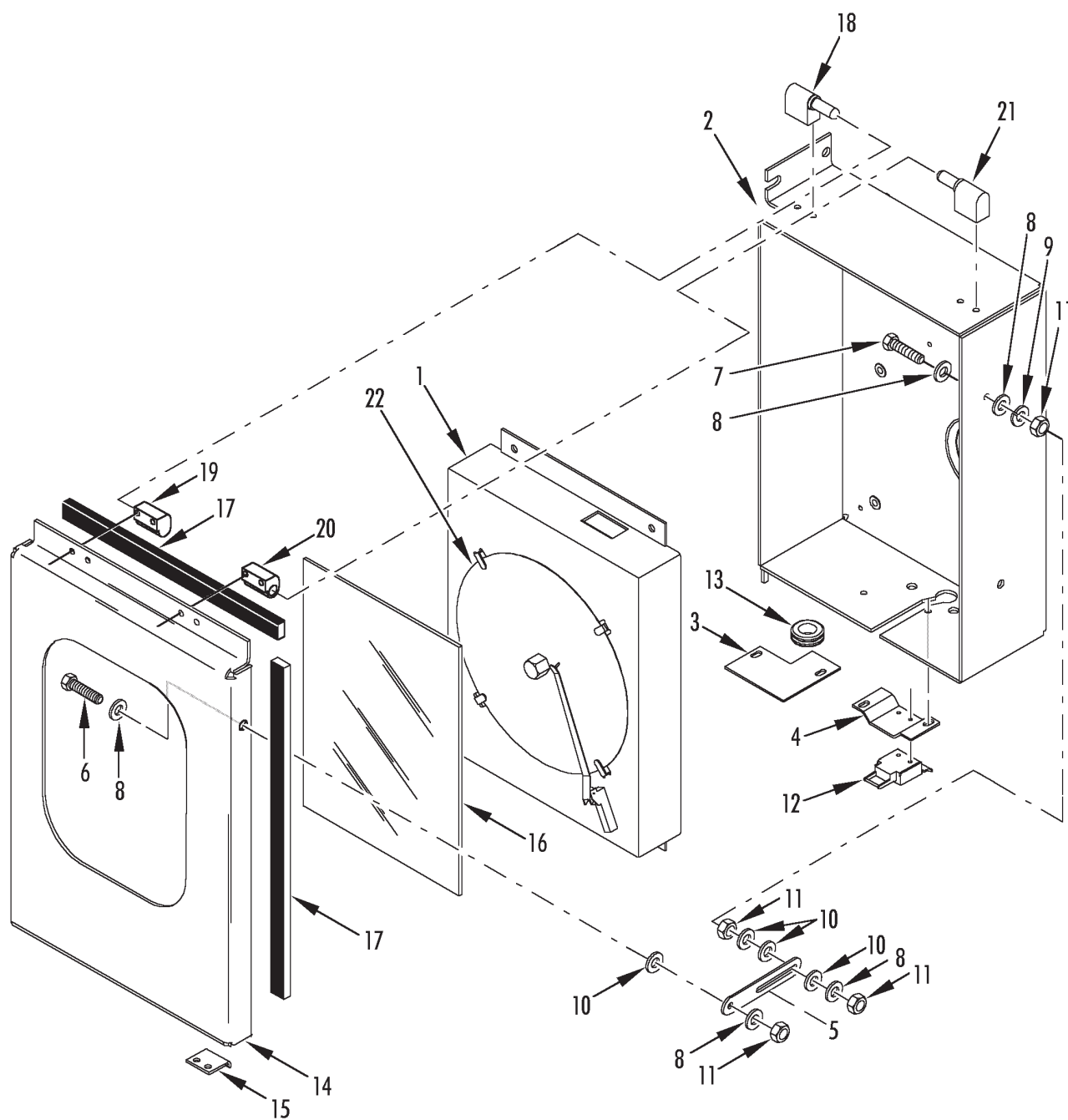
Revised
02/12/08

RECORDING THERMOMETER (OPTION 098026)



147B9

REF	PART NO.	DESCRIPTION	QTY
	451831	THERMOMETER - recording (Saginomiya, 31 day battery)	1
	451832	THERMOMETER - recording (Saginomiya, 31 day, AC power)	1
1	449780	* ELEMENT	1
2	449781	* INDICATOR - volt	1
3	447782	* TIMER	1
4	914380	* PLATE - recorder	1
5	5050390	* NUT - chart	1
6	414382	ARM - pen lift	1
7	2030180	CHART (31 day, -20 to +85 Fahrenheit, box of 50)	1
	2030252	CHART (31 day, -30 to +25 C, box of 50)	1
	2030219	CHART (31 day, -25 to +25 C, box of 50)	1

212G9**ELECTRONIC CHART RECORDER**Revised
04/11/16

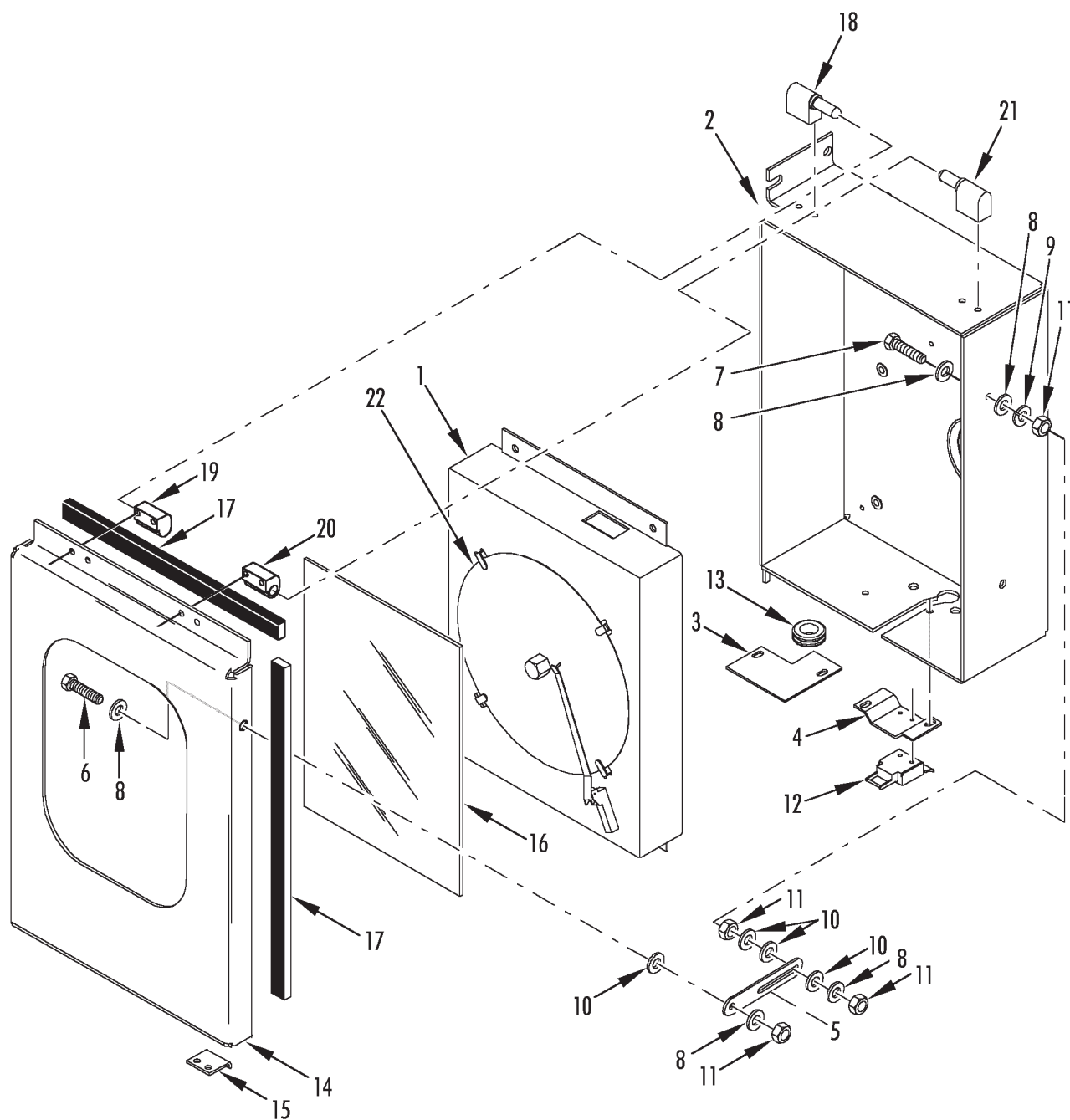
Revised
04/11/16

ELECTRONIC CHART RECORDER



212G9

REF	PART NO.	DESCRIPTION	QTY
	452318	THERMOMETER & BOX ASSEMBLY	1
1	452012	* THERMOMETER - recording (31 day)	1
	513175	* SCREW - recorder	4
	513177	* LOCKWASHER	4
	511420	* FLATWASHER	4
2	918705	* BOX - recorder	1
	511467	* SCREW - box	4
	511444	* FLATWASHER	4
	513176	* WASHER - insulating	4
3	925547	* PLATE - box (bottom)	1
4	915006	* BRACKET - latch	1
	557036	* SCREW - plate	2
	511420	* FLATWASHER	4
	513177	* LOCKWASHER	2
	559444	* WASHER - insulating	2
	511419	* NUT	2
5	997230	* GUIDE - latch	1
6	559002	* SCREW - guide (30 mm)	1
7	513175	* SCREW - guide (16 mm)	1
8	511872TKA	* FLATWASHER	4
9	559054	* LOCKWASHER	1
10	559444	* WASHER - insulating	4
11	511419	* NUT	4
12	915005	* LATCH - cover	1
	552988	* RIVET - latch	2
13	330367	* GROMMET	1
14	985532	* COVER - recorder (includes 15, 16 & 17)	1
15	915007	** PLATE - keeper	1
	552988	** RIVET - plate	2

212G9**ELECTRONIC CHART RECORDER**Revised
04/11/16

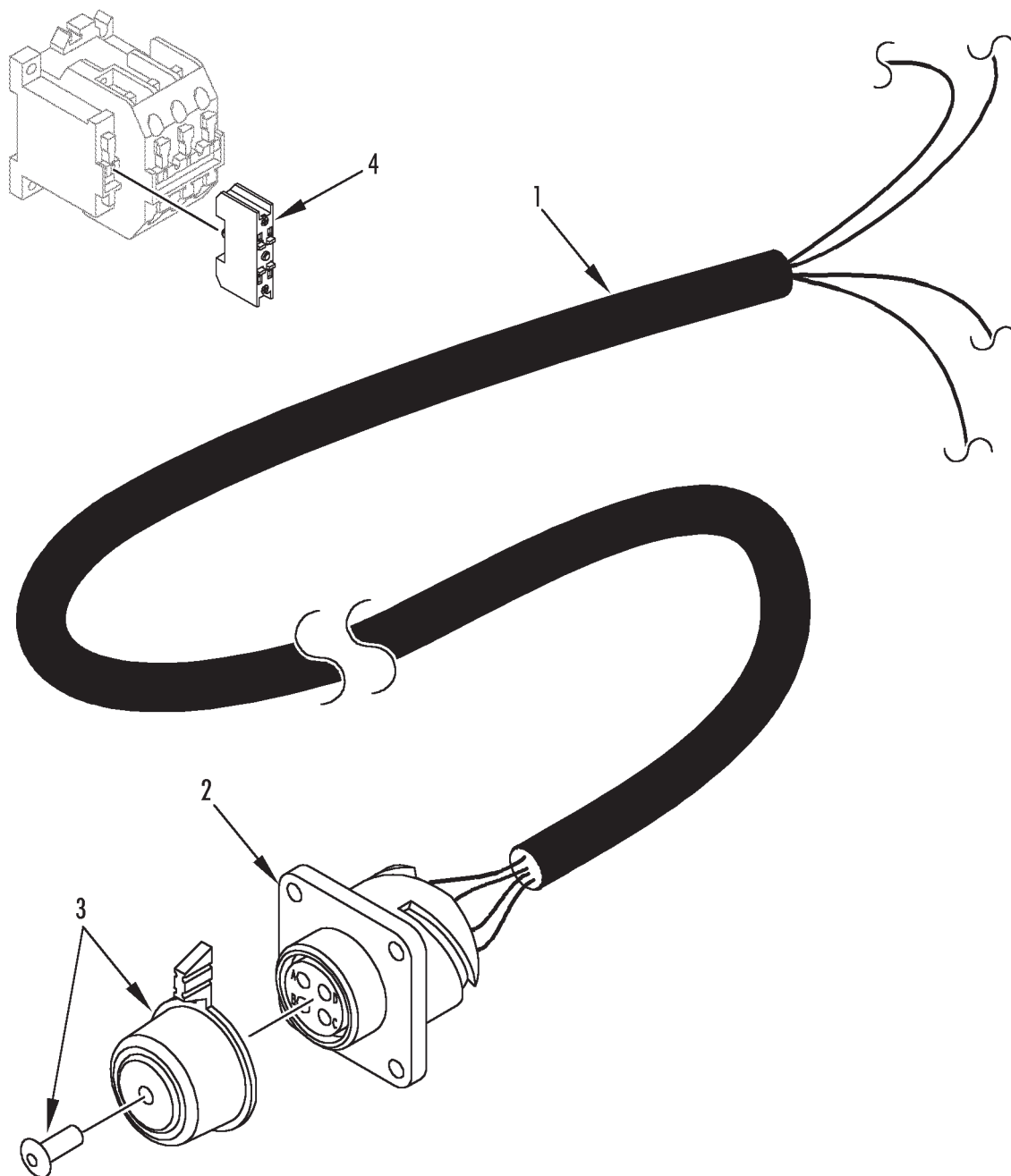
Revised
04/11/16

ELECTRONIC CHART RECORDER



212G9

REF	PART NO.	DESCRIPTION	QTY
16	918707	** WINDOW	1
17	997849	** GASKET - cover	4
18	918708	* HINGE - right (w/ pin)	1
19	918725	* HINGE - right (w/o pin)	1
20	918726	* HINGE - left (w/o pin)	1
21	918709	* HINGE - left (w/ pin)	1
	513175	* SCREW - hinge	8
	511420	* FLATWASHER	8
	513177	* LOCKWASHER	8
22	2030546	CHART - thermometer (31 day)	1

158A5**REMOTE MONITOR OPTION (098182 CSR;
098144 CRR; 098182 CSR)**Revised
02/25/04

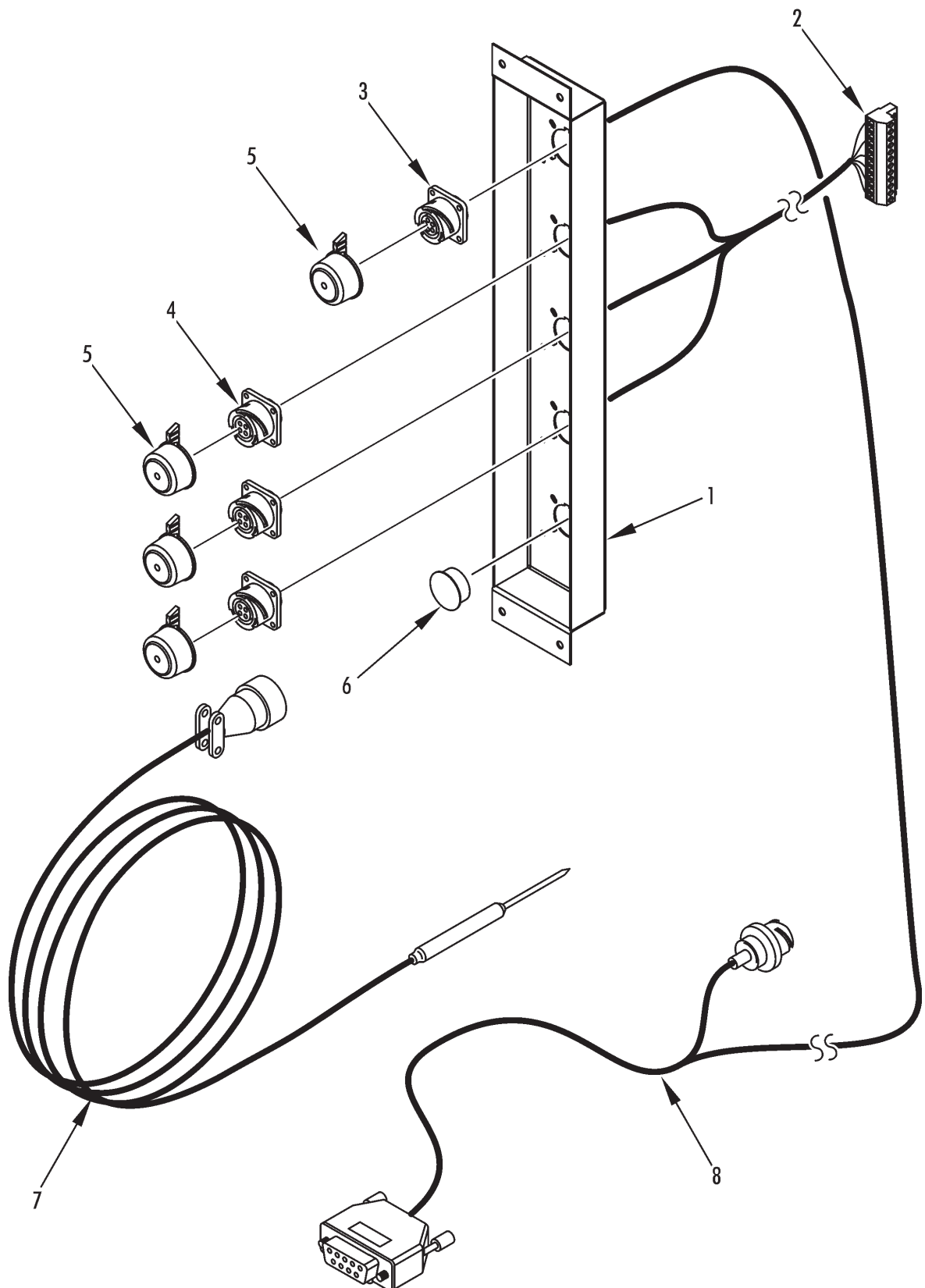
Revised
02/25/04

**REMOTE MONITOR OPTION (098182 CSR;
098144 CRR; 098182 CSR)**



158A5

REF	PART NO.	DESCRIPTION	QTY
1	413606	HARNESS - remote monitor	1
2	413607	* RECEPTACLE (4-pin)	1
	559322	RIVET - receptacle	4
3	920206TKA	CAP - plug	1
	559323	RIVET - cap	1
4	415309	CONTACTOR - auxiliary (CSR units)	2

157H2**USDA DOWNLOAD PANEL (CANNON
CONNECTORS)**Revised
01/18/08

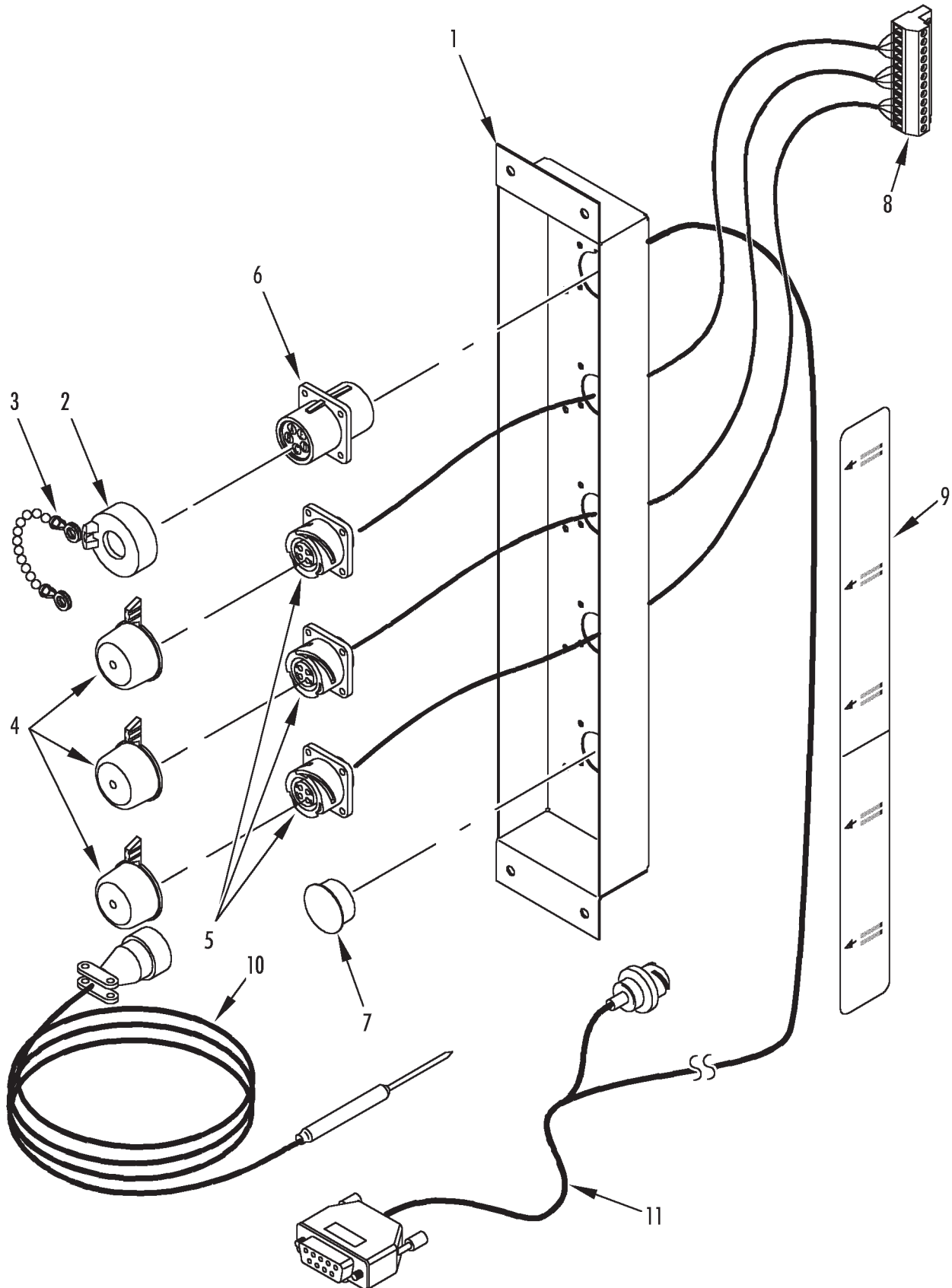
Revised
01/18/08

USDA DOWNLOAD PANEL (CANNON CONNECTORS



157H2

REF	PART NO.	DESCRIPTION	QTY
	413336	PANEL - USDA, assembly	1
1	919834	* PANEL - USDA receptacle	1
2	413585	* CONNECTOR (12-pin)	1
3	413586	* RECEPTACLE (5-pin, cannon, bayonet)	1
4	413587	* RECEPTACLE (4-pin, cannon, bayonet)	3
	559322	* RIVET - receptacle	16
5	413588	* CAP - receptacle	4
	553272	* RIVET - cap	4
6	920206TKA	* CAP - plug	1
	559211	RIVET - panel	4
7	415405	SENSOR - PT100	4
8	412853	CABLE & PLUG - retriever (cannon threaded)	1

160F3**USDA DOWNLOAD PANEL (3-PIN
DEUTSCH CONNECTORS)**Revised
11/25/09

Revised
11/25/09

USDA DOWNLOAD PANEL (3-PIN DEUTSCH CONNECTORS)



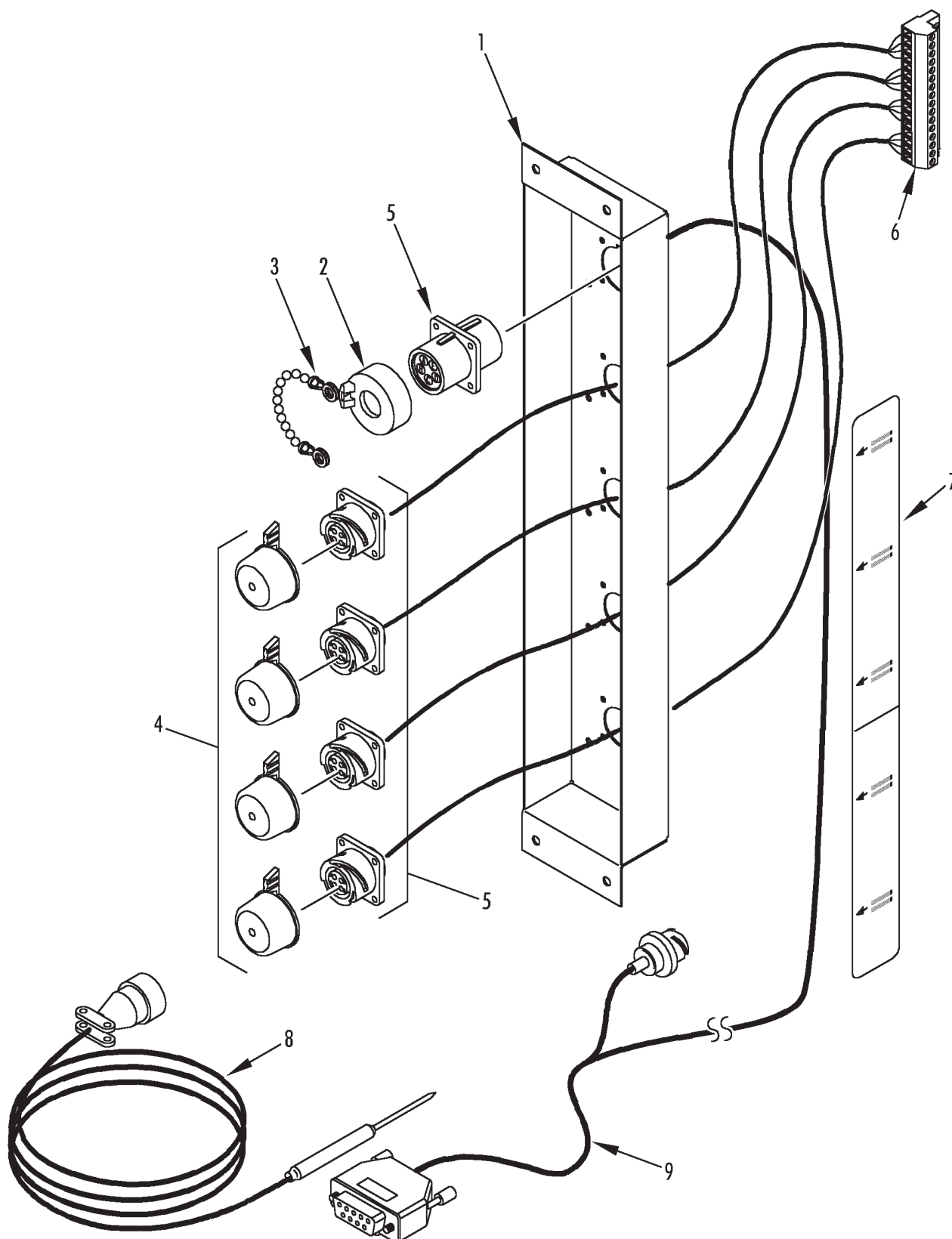
160F3

REF	PART NO.	DESCRIPTION	QTY
1	919834	PANEL - USDA receptacle (before 4/00)	1
	920428	PANEL - USDA receptacle (4/00 & after)	1
	553272	RIVET - panel	4
2	412406	CAP - dust	1
3	993685	CHAIN - cap	1
4	413588	CAP - dust	3
	559322	RIVET - cap	4
5	3042772	RECEPTACLE (3-pin, Deutsch)	3
	559322	RIVET - connector	16
6	412405	RECEPTACLE (5-pin, Deutsch)	1
7	559402	PLUG - spare hole	1
8	413585	CONNECTOR - plug (12-pin)	1
9	920243TKA	NAMEPLATE - data download USDA	1
10	418188	SENSOR (3-pin, Deutsch, 14 m, NTC)	4
11	413402	CABLE & PLUG - retriever (Deutsch)	1

189D7



USDA DOWNLOAD PANEL (4-PIN DEUTSCH CONNECTORS)

Revised
11/25/09

Revised
11/25/09

USDA DOWNLOAD PANEL (4-PIN DEUTSCH CONNECTORS)



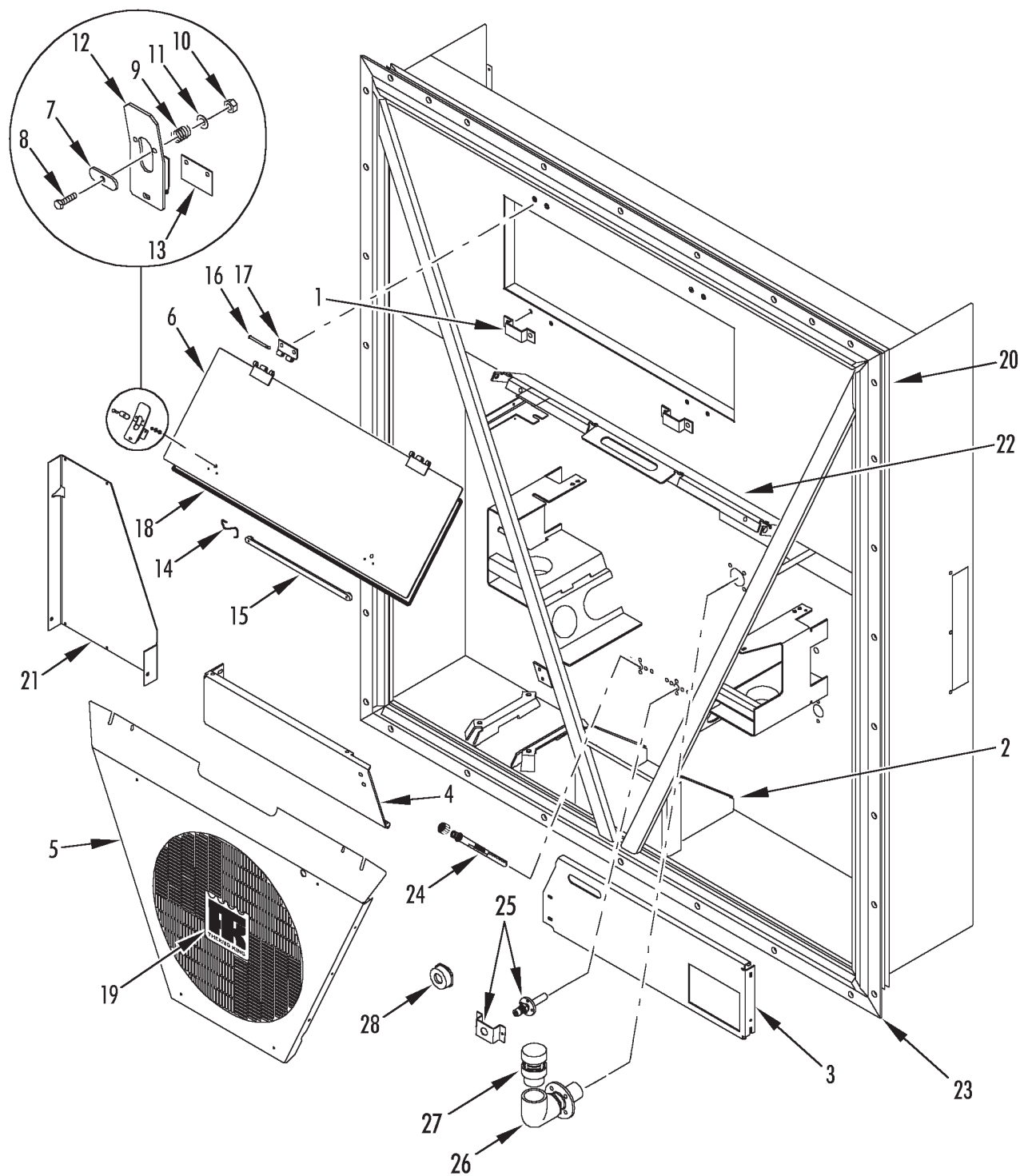
189D7

REF	PART NO.	DESCRIPTION	QTY
1	920428	PANEL - USDA receptacle	1
	511448	RIVET - panel	4
2	412406	CAP - dust	1
3	993685	CHAIN - cap	1
4	413588	CAP - dust	4
	559323	RIVET - cap	5
5	413587	RECEPTACLE (4-pin, Deutsch)	4
	559322	RIVET - connector	16
6	415416	CONNECTOR - plug (16-pin)	1
7	920243TKA	NAMEPLATE - data download (USDA)	1
8	418188	SENSOR (3-pin, Deutsch, 14 m, NTC)	4
9	413402	CABLE & PLUG - retriever (Deutsch)	1

189C2



CONDENSER COMPONENTS

Revised
03/21/14

Revised
03/21/14

CONDENSER COMPONENTS



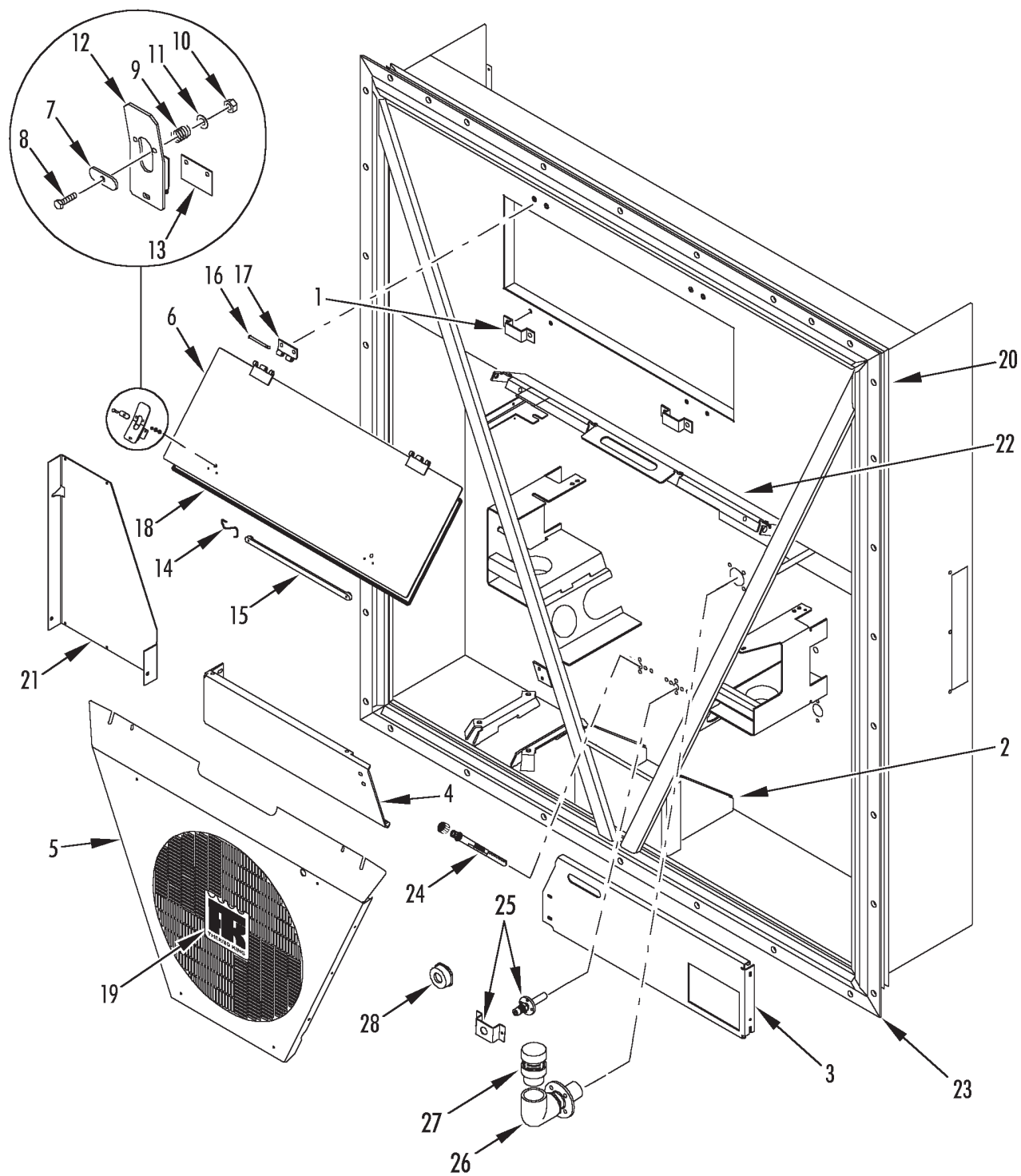
189C2

REF	PART NO.	DESCRIPTION	QTY
1	918195	KEEPER - door latch	2
	511459	SCREW - keeper	4
	511464	WASHER	4
	559054	WASHER (vinyl)	4
2	918108	BRACKET - frame	1
	511442	SCREW - bracket	5
	511464	FLATWASHER	5
	559054	WASHER (nylon)	5
	511425	NUT	3
3	986236	PLATE - cable storage (units w/ water cooled cond)	1
	986560	PLATE - cable storage (units w/o water cooled cond)	1
	511425	NUT	2
	559054	WASHER (nylon)	4
	511464	FLATWASHER	4
4	918474	PLATE - guard	1
	557341	SCREW - plate	3
	511464	FLATWASHER	6
	559054	WASHER - insulation	6
	557339	NUT	3
5	985925	GRILLE - condenser (see 189C4)	1
	333043	GASKET - rubber extrusion	1
	511445	SCREW - grille	4
	511464	FLATWASHER	4
	559054	WASHER (nylon)	4
6	986518	DOOR - evaporator (hinged door, bolt-on door see 226E3)	1
	987430	DOOR - evaporator (Transfresh, see 212G0)	1
7	919040TKA	* KNOB	2

189C2



CONDENSER COMPONENTS

Revised
03/21/14

Revised
03/21/14

CONDENSER COMPONENTS



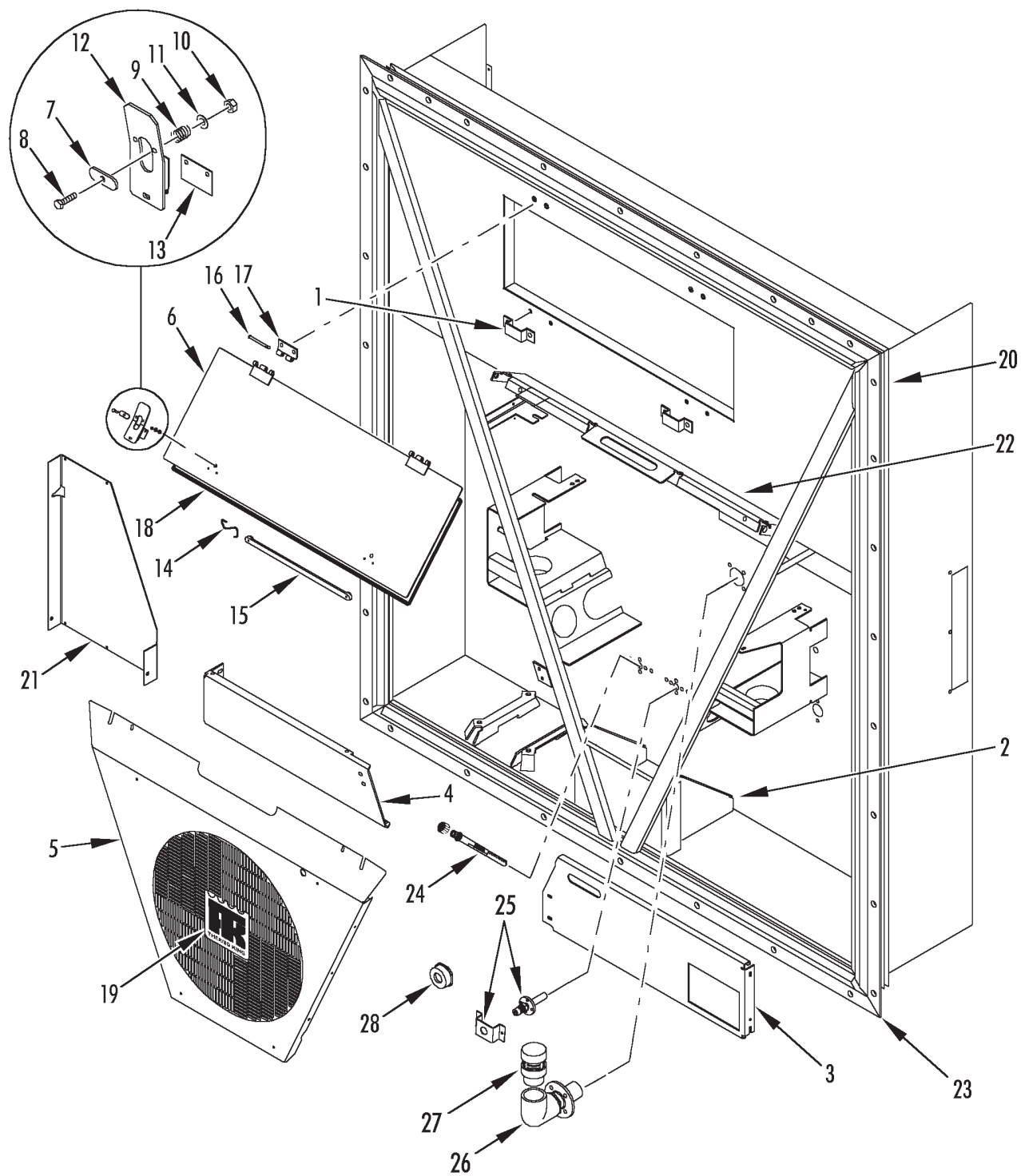
189C2

REF	PART NO.	DESCRIPTION	QTY
8	511460TKA	* SCREW - door (TIR seal)	2
9	918199	* SPRING	2
10	557354	* NUT	2
11	510619	* WASHER (nylon)	2
12	919041TKA	* LATCH - door	2
	553101	* RIVET - latch	4
13	918134	* INSULATOR - latch	2
14	919039	* HOOK - strap	1
15	5090937	* STRAP - door	1
	510801	* SCREW - strap	1
	557075	* FLATWASHER	2
16	918256TKA	* PIN - hinge (w/snap)	2
17	5091654	* HINGE - frame	2
	511460TKA	SCREW - hinge (TIR seal)	4
	559541	WASHER (nylon)	4
18	333969	GASKET - evaporator door	1
19	918475	NAMEPLATE - TK	1
20	332983	GASKET - unit	1
21	918728	COVER (instead of thermometer)	1
	511467	SCREW - cover	3
	556988	FLATWASHER	3
22	920891	BRACKET - safety hook	1
	556993	SCREW - bracket	4
	557085	FLATWASHER	8
	559541	WASHER (nylon)	8
23	986771	FRAME - condenser (Maersk, WCC)	1
	987418	FRAME - condenser (w/ nitrogen ports)	1
	987410	FRAME - condenser (WCC)	1
	987424	FRAME - condenser	1
	987446	FRAME - condenser (Transfresh)	1

189C2



CONDENSER COMPONENTS

Revised
03/21/14

Revised
03/21/14

CONDENSER COMPONENTS

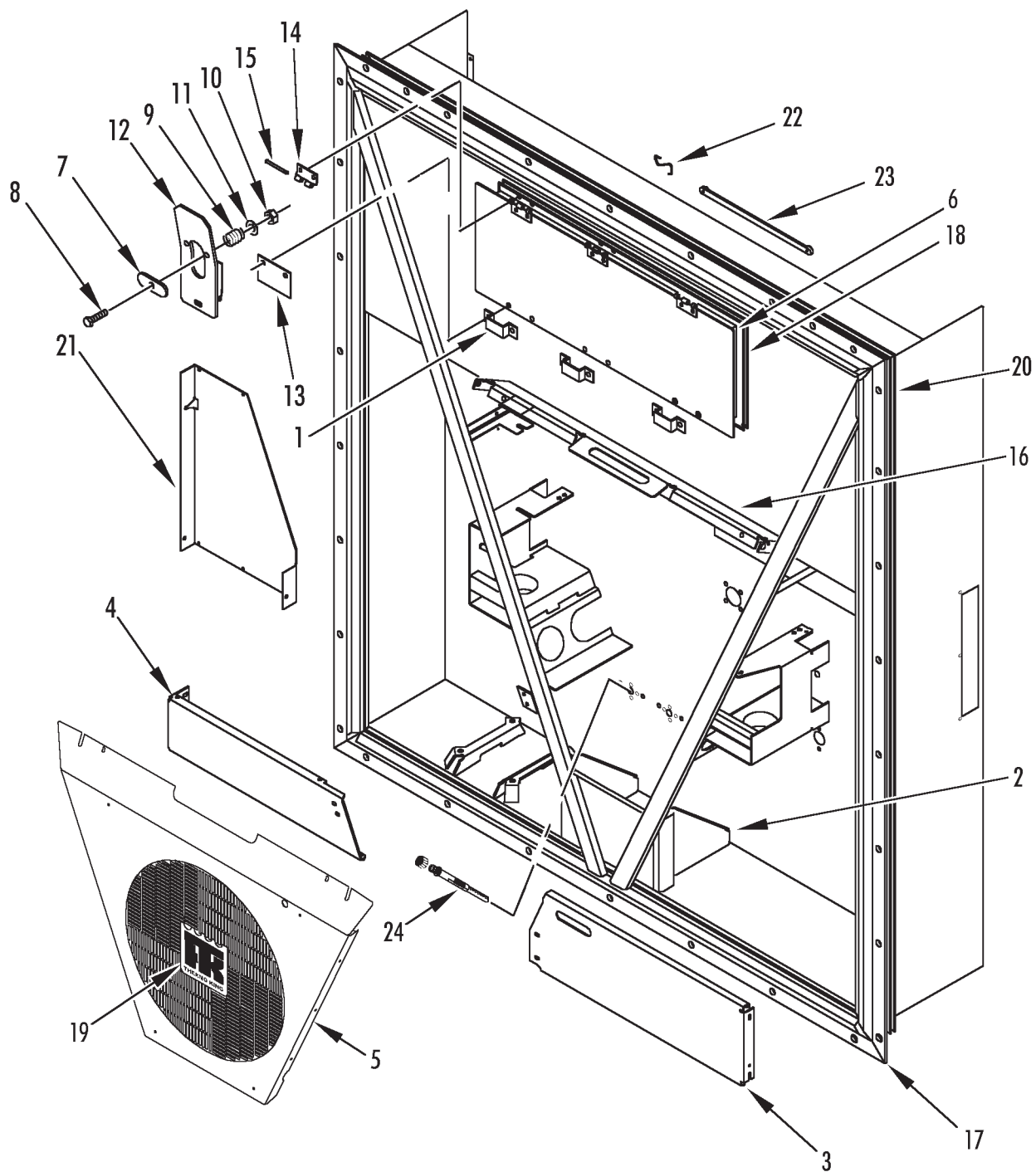


189C2

REF	PART NO.	DESCRIPTION	QTY
24	919754	POCKET - sensor	2
25	919949TKA	PORT - injection (optional)	2
	511448	RIVET - port	4
26	919950TKA	HOUSING - relief valve	1
	511448	RIVET - housing	4
27	919951TKA	VALVE - pressure relief	1
28	612271	VALVE - vacuum (before 11/05)	1
	615619	VALVE - vacuum (11/05 & after)	1

183B7

CONDENSER COMPONENTS (20 ft CONTAINER, THREE FANS)

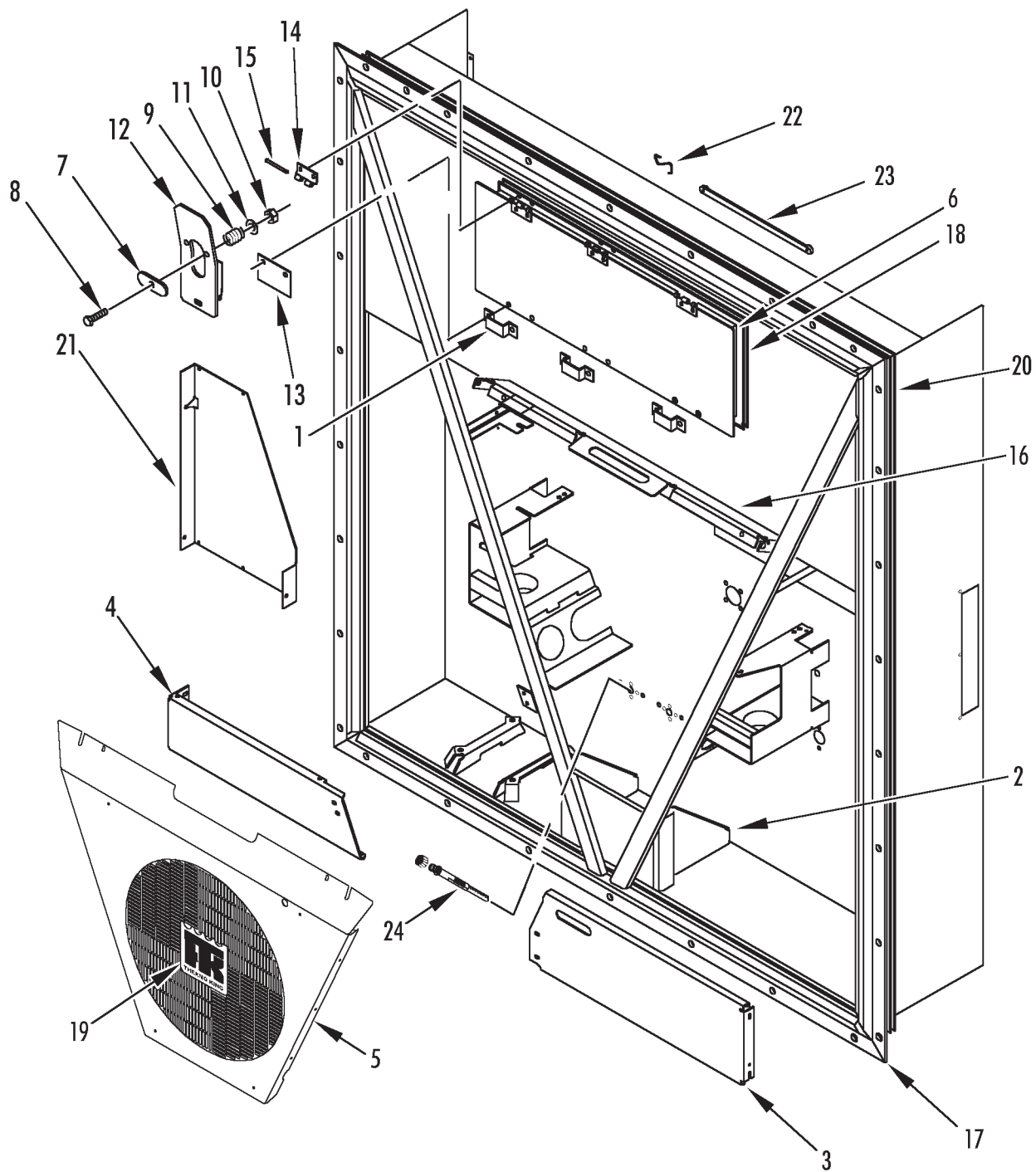
 Revised
03/01/06


Revised
03/01/06**CONDENSER COMPONENTS (20 ft
CONTAINER, THREE FANS)****183B7**

REF	PART NO.	DESCRIPTION	QTY
1	918195	KEEPER - door latch	3
	559312	SCREW - keeper (TIR seal)	6
	556995	WASHER	6
	559054	WASHER (nylon)	6
	558877	WASHER (nylon)	6
2	918108	BRACKET - frame	1
	556993	SCREW - bracket	3
	556988	WASHER	6
	559541	WASHER (nylon)	6
	559380	NUT	3
3	916560	PLATE - cable storage (front)	1
	559168	NUT	2
	559054	WASHER (nylon)	6
	556994	SCREW - plate	2
	556695	FLATWASHER	6
	558933	WASHER (nylon)	6
4	918474	PLATE - guard	1
	557341	SCREW - plate (20 mm)	2
	556993	SCREW - plate (25 mm)	2
	557339	NUT	6
	558904	FLATWASHER	6
	558953	WASHER - insulation	6
5	985925	GRILLE - condenser	1
	556994	SCREW - grille	4
	556995	FLATWASHER	4
	559054	WASHER (nylon)	4
6	5090755	DOOR - evaporator	1
	922995	HINGE - evap door	3
	510620TKA	RIVET - hinge	12

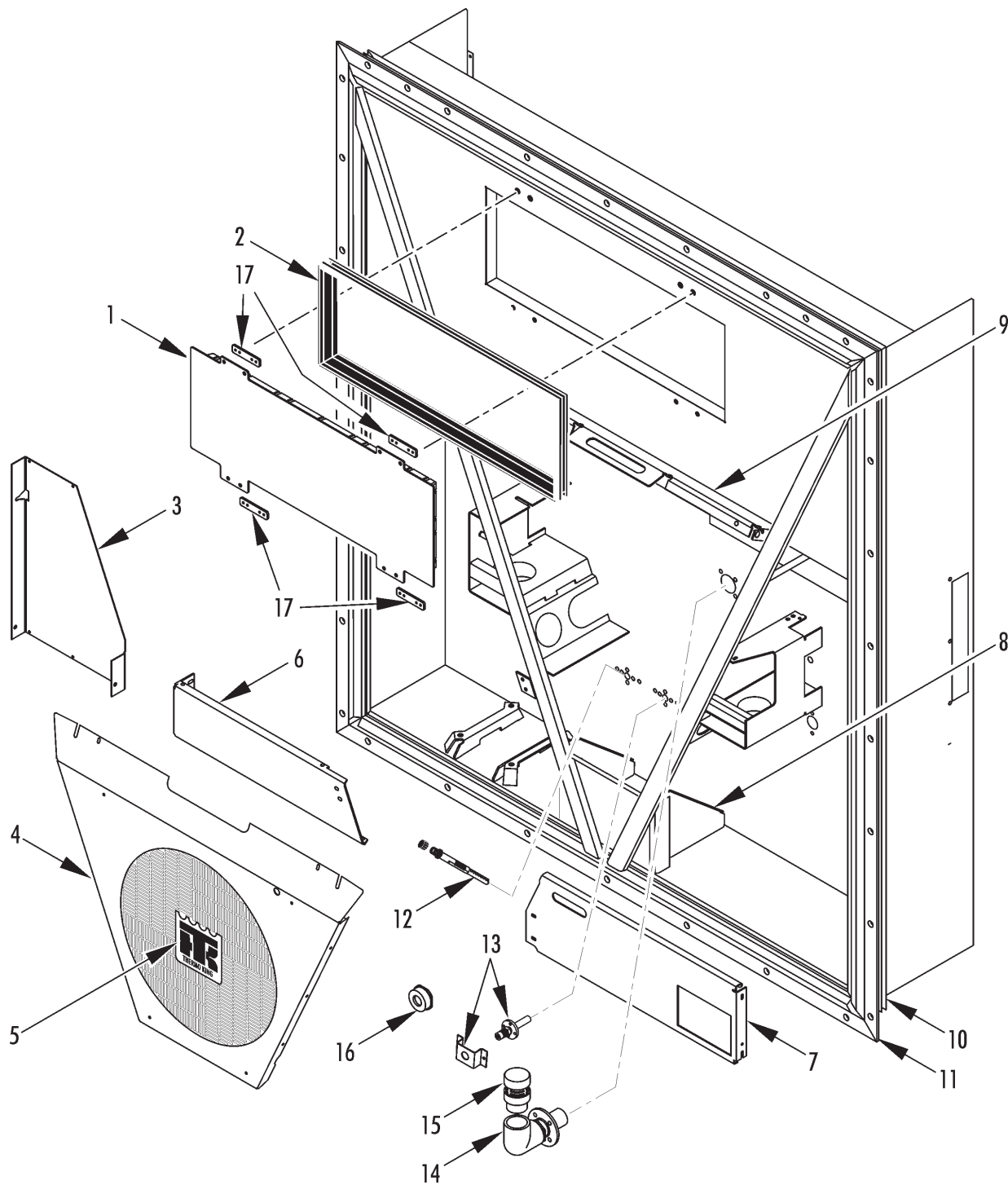
183B7

CONDENSER COMPONENTS (20 ft CONTAINER, THREE FANS)

 Revised
03/01/06


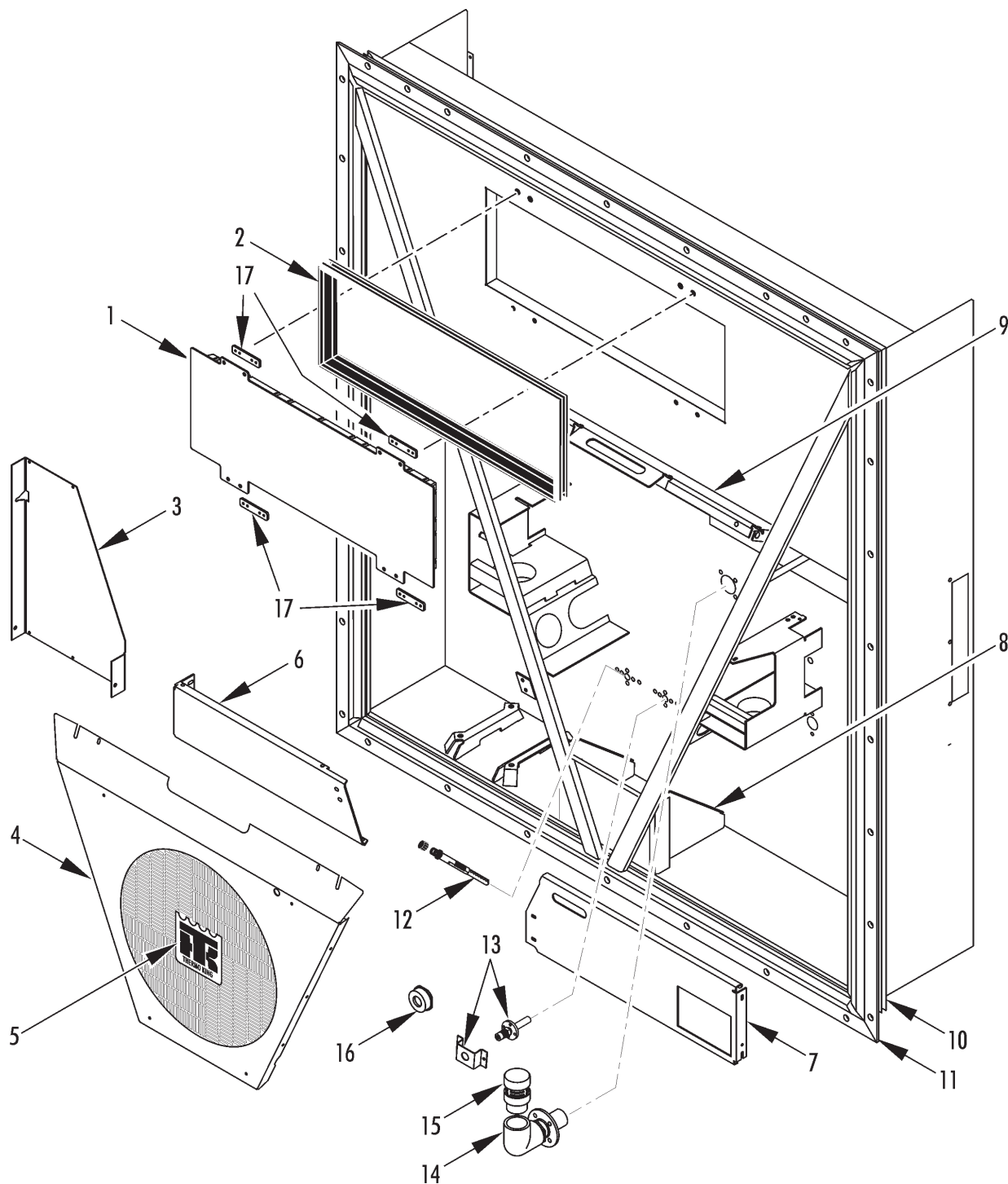
Revised
03/01/06**CONDENSER COMPONENTS (20 ft
CONTAINER, THREE FANS)****183B7**

REF	PART NO.	DESCRIPTION	QTY
7	919040TKA	KNOB	3
8	557035	SCREW - door	3
9	918199	SPRING	3
10	557354	NUT	3
11	559054	WASHER (nylon)	3
12	919041TKA	LATCH - door	3
	552864	RIVET - latch	6
13	918134	INSULATOR - latch	3
14	5091654	HINGE	3
	559313	SCREW - hinge (TIR seal)	6
	559541	WASHER (nylon)	6
15	918256TKA	PIN - hinge (w/ snap)	3
16	920891	BRACKET - safety hook	1
	556993	SCREW - bracket	4
	557085	WASHER	8
	559541	WASHER (nylon)	8
17	986563	FRAME - condenser	1
18	333968	GASKET - evaporator door	1
19	919511TKA	NAMEPLATE - TK	1
20	332983	GASKET - unit	1
21	918728	COVER (instead of thermometer)	1
	557391	SCREW - cover	3
	556988	FLATWASHER	3
22	919039	HOOK - strap	1
	553065	CLAMP - hook	1
	559166	SCREW - clamp	1
23	5090937	STRAP - door	1
	559173	SCREW - strap	1
	557089	FLATWASHER	2
24	919754	POCKET - sensor	2

226E3**CONDENSER COMPONENTS (11/05 & after)**Revised
09/26/11

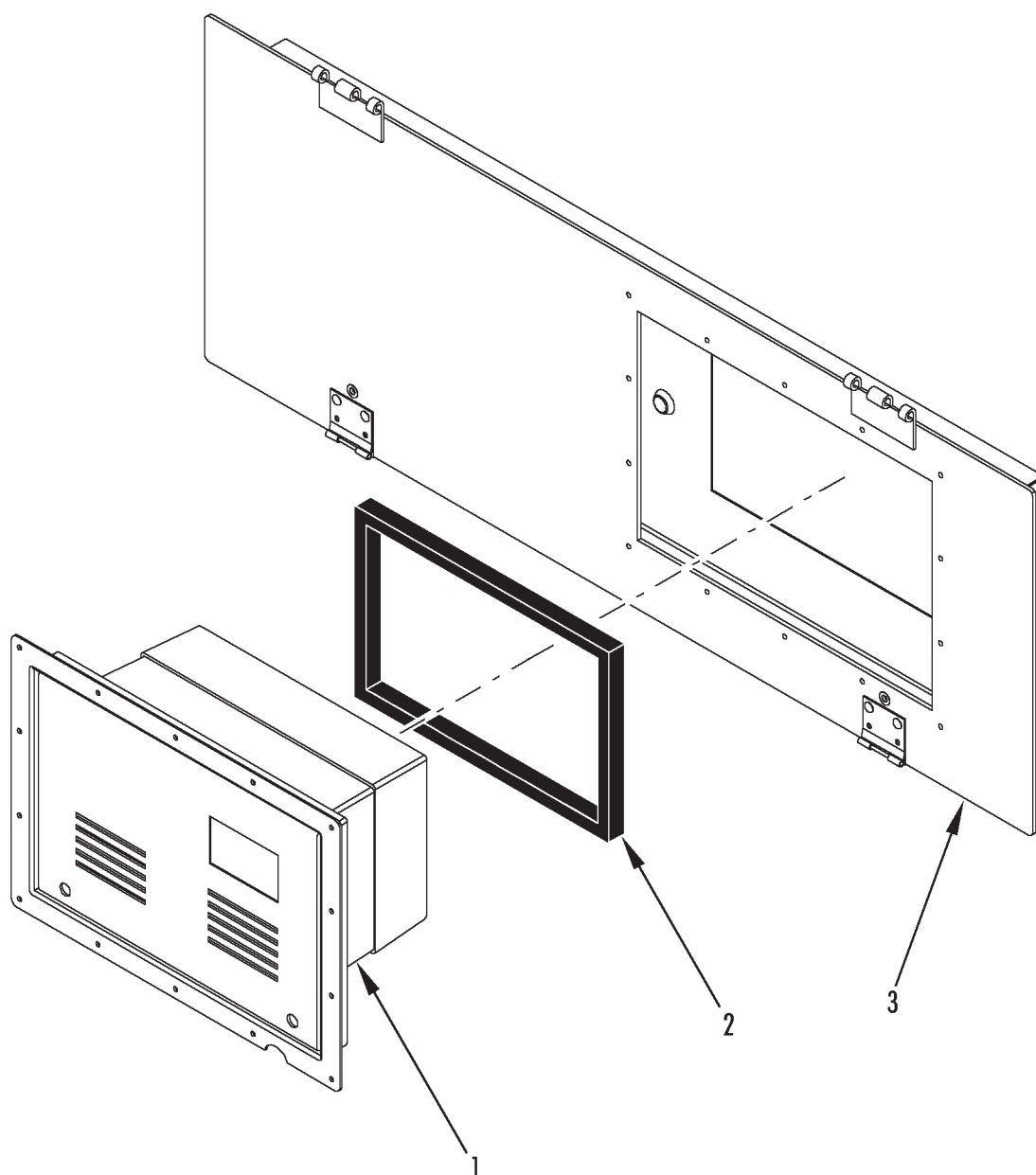
Revised
09/26/11**CONDENSER COMPONENTS (11/05 & after)****226E3**

REF	PART NO.	DESCRIPTION	QTY
1	987691	DOOR - evaporator (bolt-on door)	1
	511460TKA	SCREW - door (M8, TIR seal)	4
	511430	FLATWASHER (M8)	4
	559541	WASHER (M8, nylon)	4
	511459	SCREW - door (M6, TIR seal)	4
	511464	FLATWASHER (M6)	4
	559054	WASHER (M6, nylon)	4
2	333969	GASKET - evaporator door	1
3	918728	COVER (instead of thermometer)	1
	511467	SCREW - cover	3
	511444	FLATWASHER	3
4	985925	GRILLE - condenser (see 189C4)	1
	333043	GASKET - rubber extrusion	1
	511445	SCREW - grille	4
	511464	FLATWASHER	4
	559054	WASHER (nylon)	4
5	918475	NAMEPLATE - TK	1
6	918474	PLATE - guard	1
	557341	SCREW - plate	3
	511464	FLATWASHER	6
	559054	WASHER - insulation	6
	557339	NUT	3
7	986560	PLATE - cable storage (units w/o water cooled cond)	1
	986236	PLATE - cable storage (units w/ water cooled cond)	1
	511425	NUT	2
	559054	WASHER (nylon)	4
	511464	FLATWASHER	4
8	918108	BRACKET - frame	1

226E3**CONDENSER COMPONENTS (11/05 & after)**Revised
09/26/11

Revised
09/26/11**CONDENSER COMPONENTS (11/05 & after)****226E3**

REF	PART NO.	DESCRIPTION	QTY
	511442	SCREW - bracket	5
	511425	NUT	3
	559054	WASHER (nylon)	5
	511464	FLATWASHER	5
9	920891	BRACKET - safety hook	1
	511443	SCREW - bracket	4
	511430	FLATWASHER	4
	559541	WASHER (nylon)	4
10	332983	GASKET - unit	1
11	987424	FRAME - condenser	1
	987410	FRAME - condenser (WCC)	1
	987446	FRAME - condenser (Transfresh)	1
	987418	FRAME - condenser (w/ nitrogen ports)	1
	986771	FRAME - condenser (Maersk, WCC)	1
12	919754	POCKET - sensor	2
13	919949TKA	PORT - injection (optional)	2
	511448	RIVET - port	4
14	919950TKA	HOUSING - relief valve	1
	511448	RIVET - housing	4
15	919951TKA	VALVE - pressure relief	1
16	612271	VALVE - vacuum (before 11/05)	1
	615619	VALVE - vacuum (11/05 & after)	1
17	334829	GASKET - door	4

212G0**TRANSFRESH GROUP**Revised
01/23/06

Revised
01/23/06

TRANSFRESH GROUP



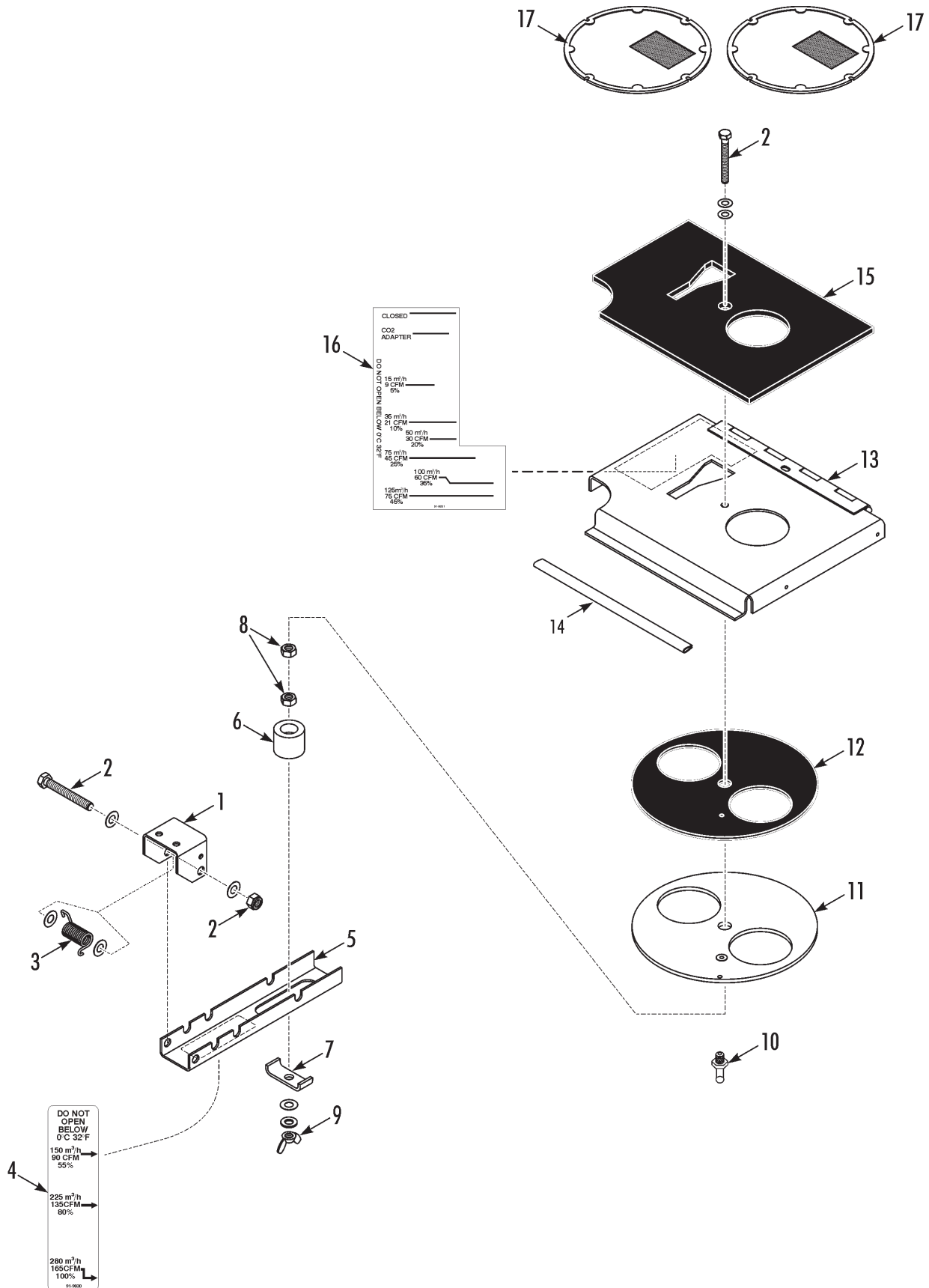
212G0

REF	PART NO.	DESCRIPTION	QTY
1	NSS	BOX - Transfresh (not supplied by TK)	1
	559030	RIVET - box	14
	2030348	SEALER - RTV	A/R
2	334257	GASKET - Transfresh box	1
3	987430	DOOR - assembly (does not include Transfresh unit)	1

143D7



AIR VENT (40 FT CONTAINERS)

Revised
03/12/14

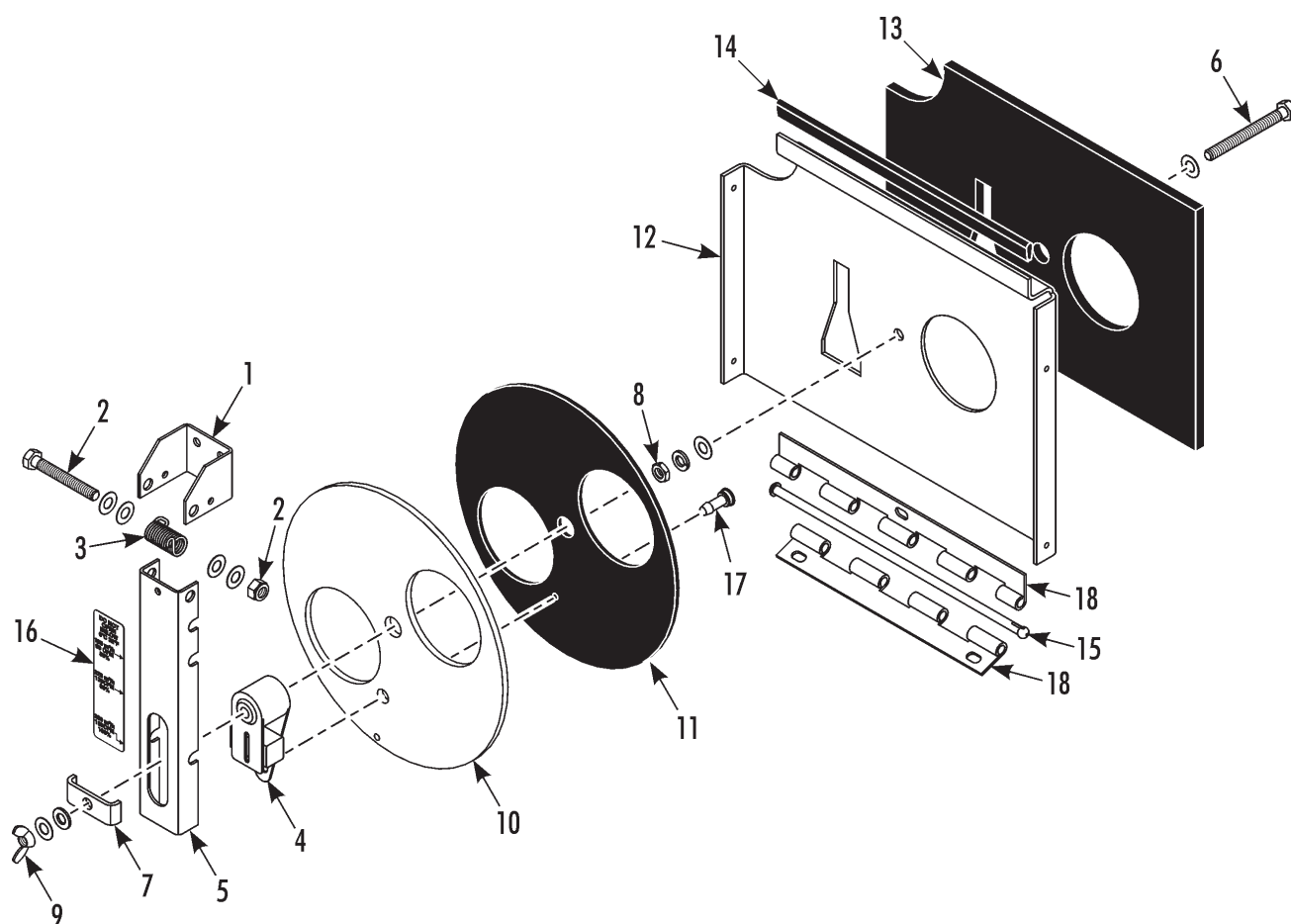
Revised
03/12/14

AIR VENT (40 FT CONTAINERS)



143D7

REF	PART NO.	DESCRIPTION	QTY
	918252TKA	VENT - air (complete)	1
1	919048	* BRACKET - air vent handle	1
2	511426	* SCREW - handle	1
	559541	* WASHER (nylon)	4
	511427	* NUT	1
3	918100	* SPRING	1
4	920440	* NAMEPLATE - Do Not Open Below 0 C	1
5	918102	* HANDLE - air vent	1
6	772467	* BEARING - slide	1
7	918104	* BRACKET - handle	1
8	511428	* NUT	2
	511429	* LOCKWASHER	1
	511430	* FLATWASHER	1
9	511431TKA	* NUT - wing	1
10	559168	* FITTING - barb	1
11	918103	* DISK - air vent	1
12	334255	* GASKET - air vent	1
13	918105	* PLATE - air vent	1
	557172	* SCREW - plate	4
	557075	* FLATWASHER	4
	559541	* WASHER (nylon)	4
14	918663TKA	* PROTECTOR - edge	1
15	332944	* GASKET - air vent	1
16	919831TKA	* NAMEPLATE - Air Vent	1
17	930274	SCREEN - med fly	2
	512308	SCREW - screen	8

191B6**AIR VENT (40 FT CONTAINERS)**Revised
05/20/16

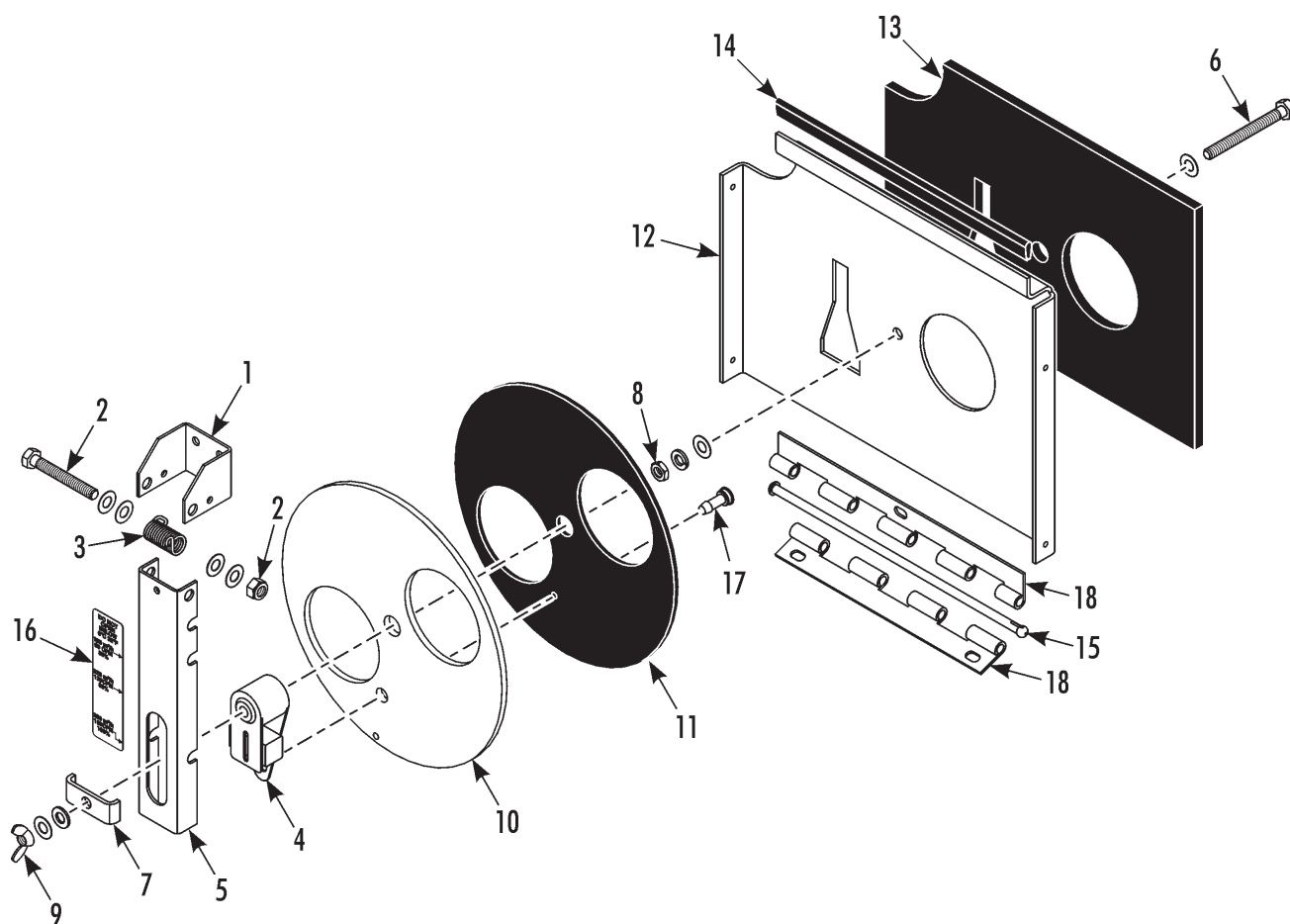
Revised
05/20/16

AIR VENT (40 FT CONTAINERS)



191B6

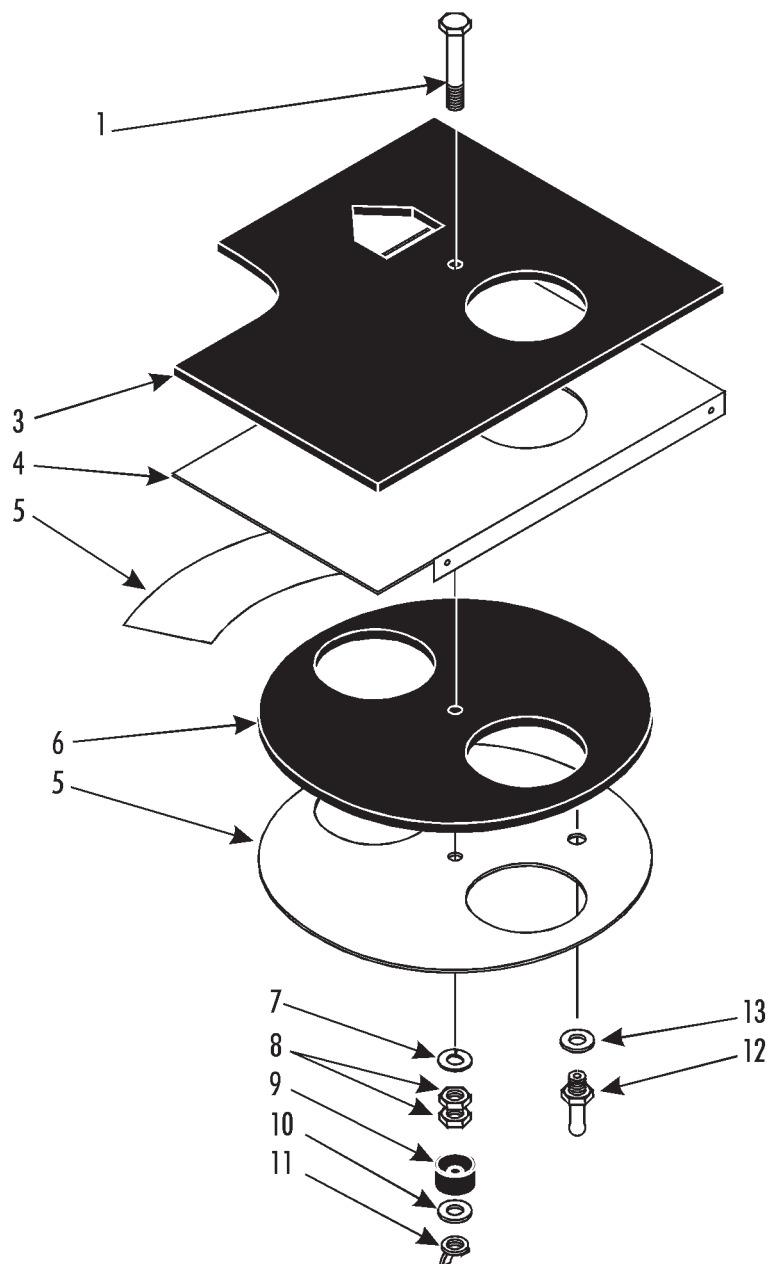
REF	PART NO.	DESCRIPTION	QTY
1	919048	BRACKET - air vent handle	1
2	559442	SCREW - handle	1
	559541	WASHER - insulation	4
	511427	NUT	1
3	918100	SPRING	1
4	415666	DEVICE - door position sensor	1
5	918102	HANDLE - air vent	1
6	511458	SCREW - disk	1
7	918104	BRACKET - handle	1
8	511211TKA	NUT	2
	511429	LOCKWASHER	1
	511430	FLATWASHER	1
	559541	WASHER - insulating	3
9	511431TKA	NUT - wing	1
10	918103	DISK - air vent	1
11	334255	GASKET - air vent	1
12	5090753	PLATE - air vent	1
	557172	SCREW - plate	4
	557075	FLATWASHER	4
	558877	WASHER (nylon)	4
13	332944	GASKET - air vent	1
14	918663TKA	PROTECTOR - edge	1
15	929524	PIN - hinge	1
16	920440	NAMEPLATE - Do Not Open Below 0 C	1
17	559168	ADAPTER - hose	1
18	920411	HINGE - air vent	1
	556994	SCREW - vent hinge	8
	557075	FLATWASHER	4
	559541	WASHER - insulator (8.4 id)	6

191B6**AIR VENT (40 FT CONTAINERS)**Revised
05/20/16

Revised
05/20/16

AIR VENT (40 FT CONTAINERS)**191B6**

REF	PART NO.	DESCRIPTION	QTY
	557339	NUT	6

157D9**AIR VENT (20 FT CONTAINERS)**Revised
02/09/06

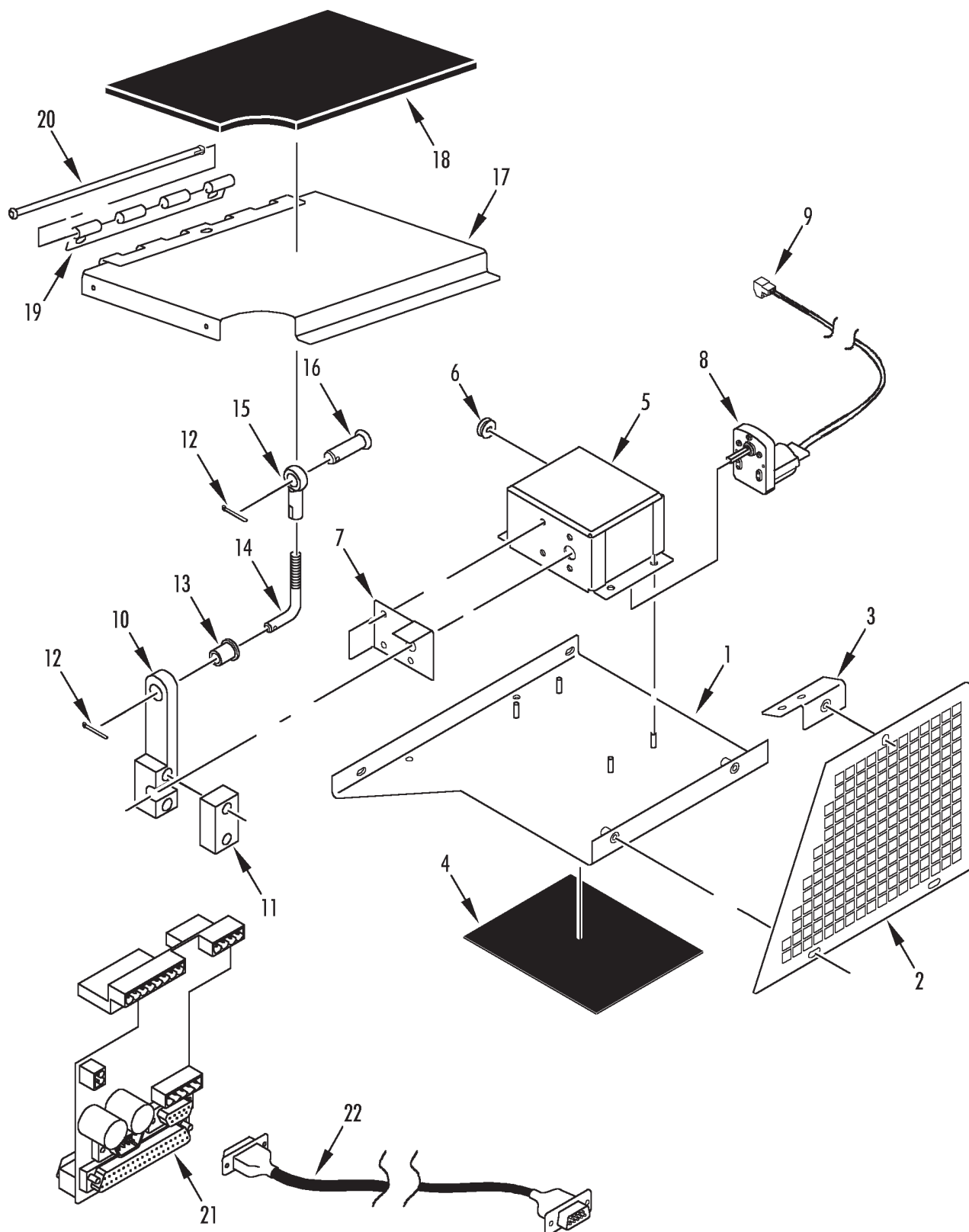
Revised
02/09/06

AIR VENT (20 FT CONTAINERS)



157D9

REF	PART NO.	DESCRIPTION	QTY
1	557349	SCREW - air vent	1
2	920240TKA	PLATE - air vent	1
3	333214	* GASKET - air vent	1
	557172	SCREW	6
	557075	FLATWASHER	6
	558877	WASHER (nylon)	6
4	920241TKA	LABEL - air ventilation	1
5	918103	DISK - air vent	1
6	332967	* GASKET	1
7	557342	LOCKWASHER	1
8	557825	NUT	2
9	920242TKA	BEARING - slide	1
10	557085	FLATWASHER	1
11	558888	NUT - wing	1
12	559168	BARB - hose adapter	1
13	558886	WASHER (nylon)	1

158H7**AFAM MP3000 (OPTION 098166)**Revised
01/25/14

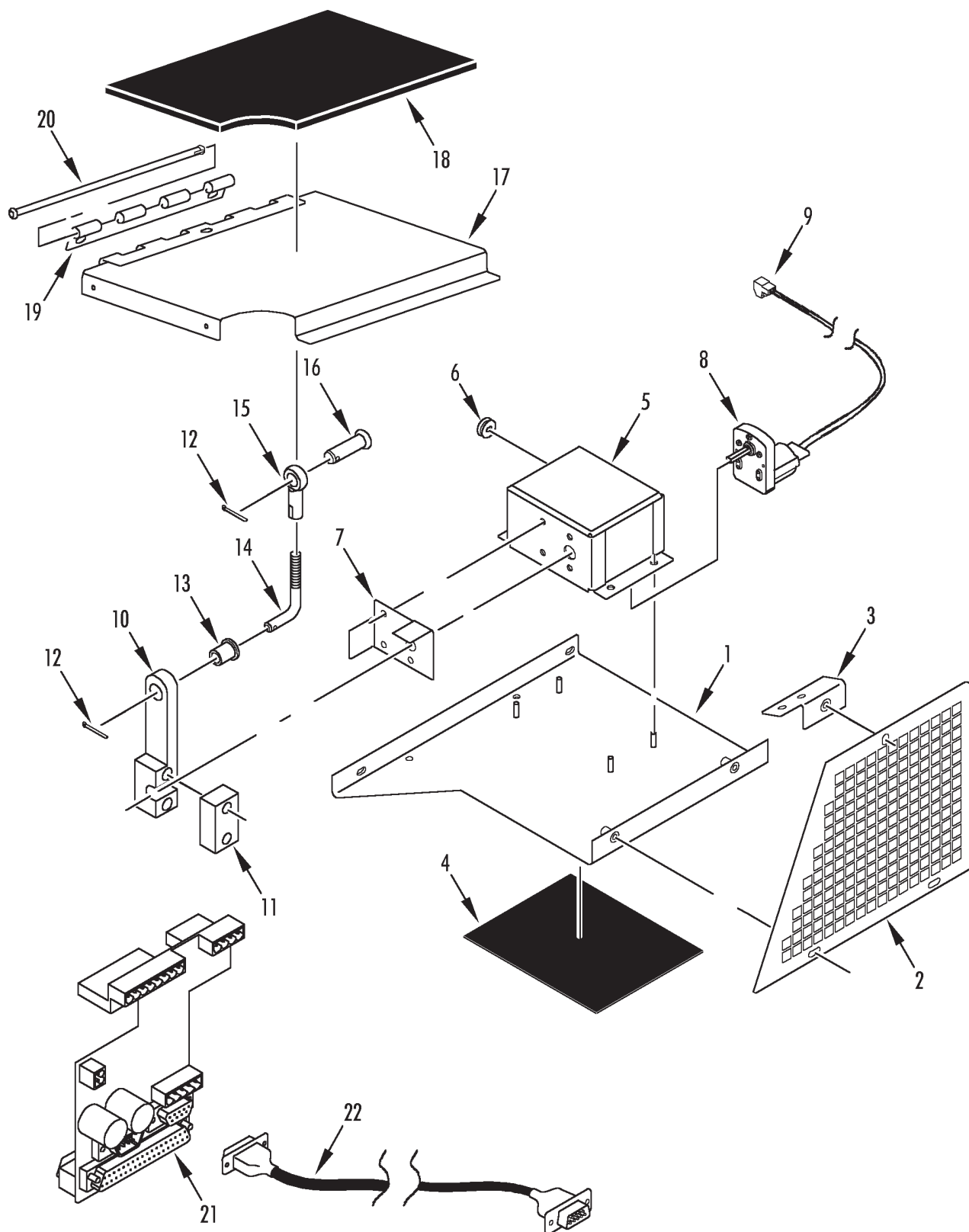
Revised
01/25/14

AFAM MP3000 (OPTION 098166)



158H7

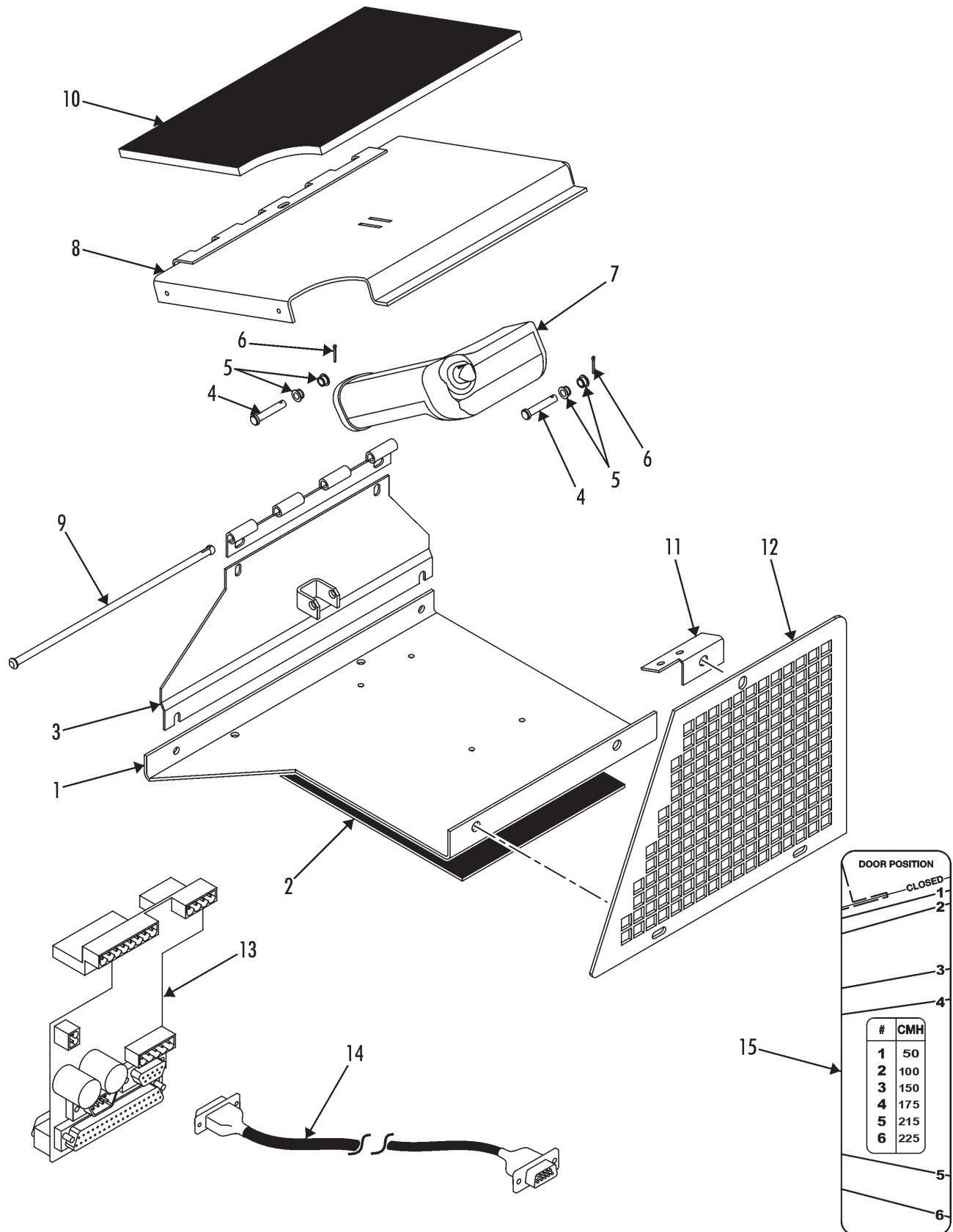
REF	PART NO.	DESCRIPTION	QTY
1	920412	BRACKET - motor box	1
	557172	SCREW - bracket	2
	557075	FLATWASHER	2
	510619	WASHER - insulator	2
2	920415	GRILLE - fresh air	1
	557172	SCREW - grille	3
	557075	FLATWASHER	3
	510619	WASHER - insulator	3
3	920416	BRACKET - receptacle	1
	557172	SCREW - bracket	2
4	333264	GASKET - receptacle (10 x 10)	1
5	920414	HOUSING - motor	1
	557404	LOCKWASHER	4
	557033	FLATWASHER	4
	557367	NUT	4
6	330314	GROMMET	1
7	920413	BRACKET - mechanical stop	1
	557862	SCREW - bracket	4
	2030393	SEALER - thread	A/R
8	413674	MOTOR - damper (24VDC)	1
9	412832	CONNECTOR - plug (2-pin)	1
10	920418	LINKAGE	1
11	920417	LINKAGE	1
	557027	SCREW - linkage	2
	557075	FLATWASHER	4
	557042	NUT	2
12	553537	PIN - cotter	2
13	559338	WASHER - shoulder	1
14	920419	ROD - linkage	1

158H7**AFAM MP3000 (OPTION 098166)**Revised
01/25/14

Revised
01/25/14

AFAM MP3000 (OPTION 098166)**158H7**

REF	PART NO.	DESCRIPTION	QTY
15	114929	BALL JOINT	1
	925521	BALL JOINT	1
16	559437	RETAINER - pin	1
17	920420	VENT - air	1
18	333265	GASKET - air vent	1
19	920411	HINGE - plate	1
20	918106	PIN - hinge (w/ snap)	1
21	413583	BOARD - interface (AFAM+)	1
22	413584	CABLE - AFAM/AFAM+	1

213D3**AIR VENT (AFAM MP-3000)**Revised
10/03/14

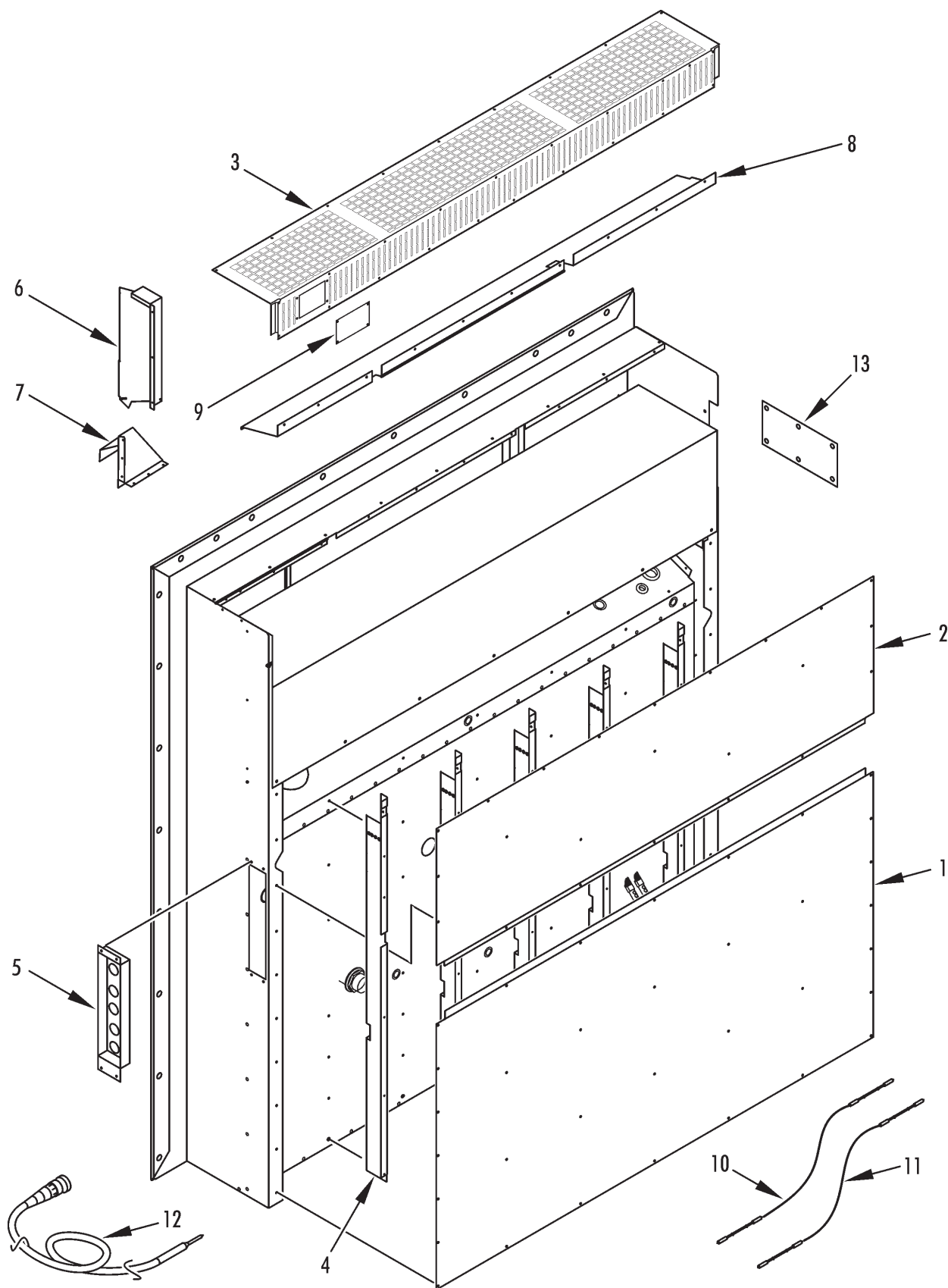
Revised
10/03/14

AIR VENT (AFAM MP-3000)



213D3

REF	PART NO.	DESCRIPTION	QTY
	902482	KIT - MAG+ AFAM+ W/CO2	1
1	925685	* BRACKET - air vent	1
	556994	* SCREW - bracket	2
	510619	* WASHER - insulator	2
	557075	* FLATWASHER	2
2	333264	* GASKET	1
3	925686	* BRACKET - rear	1
	511445	* SCREW - bracket	2
	511464	* FLATWASHER	2
	559054	* WASHER - insulator	2
4	511496	* PIN - clevis	2
5	772870	* BEARING	4
6	552550	* PIN - cotter	2
7	417238TKA	* ACTUATOR	1
8	925687	* DOOR - AFAM	1
9	918106	* PIN - hinge	1
10	333265	* GASKET - air vent	1
11	920416	BRACKET - grille	1
	511445	SCREW - bracket	2
	559054	WASHER - insulator	2
	511464	FLATWASHER	2
12	920415	GRILLE - fresh air	1
	511422TKA	SCREW - grille	3
	411441	FLATWASHER	3
	510619	WASHER - insulator	3
13	413583	BOARD - interface	1
14	413584	CABLE - AFAM/AFAM+	1
15	925201	LABEL - AFAM door position	1

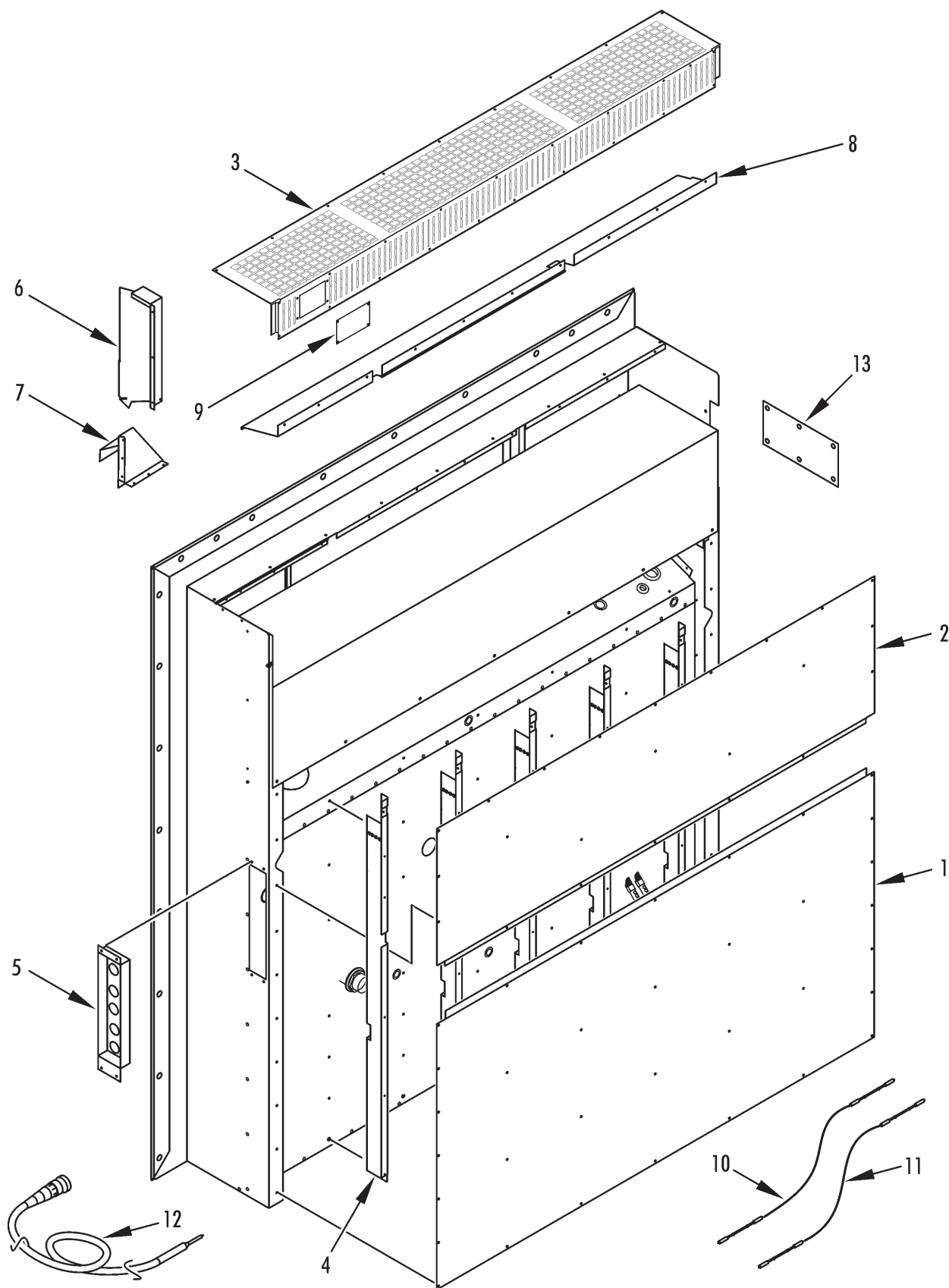
160G6**EVAPORATOR PANELS**Revised
02/15/06

Revised
02/15/06

EVAPORATOR PANELS

**160G6**

REF	PART NO.	DESCRIPTION	QTY
1	985773	PLATE - rear (bottom)	1
2	985772	PLATE - rear (top)	1
	510336	SCREW - plate	23
	559444	WASHER - insulating	23
	553136	RIVET - plate	29
3	985774	GRILLE - evaporator (MAGNUM)	1
	985923	GRILLE - evaporator (MAGNUM 924)	1
	986556	GRILLE - evaporator (MAGNUM 40-SL)	1
	986565	GRILLE - evaporator (MAGNUM 20)	1
	553136	RIVET - grille	17
4	920427	CHANNEL - Z (100 mm deep)	5
	922774	CHANNEL - Z (57 mm deep)	5
	919922	CHANNEL - Z (MAGNUM 20)	5
	510621	RIVET - channel	39
5	NSS	PANEL - USDA receptacle (see 157H2 & 189D7)	1
6	922773	CHANNEL - air (MAGNUM)	1
	919923	CHANNEL - air (MAGNUM SL 40 & 20)	1
	2030389	SEALER - polyurethane (white)	A/R
	558891	SCREW - channel	6
7	919330TKA	INLET - fresh air (MAGNUM)	1
	919924	INLET - fresh air (MAGNUM SL 40 & 20)	1
	559323	RIVET - inlet	10
	2030389	SEALER - polyurethane (white)	A/R
8	919331TKA	CHANNEL - fresh air	1
	559323	RIVET - channel	8
9	985775	PLATE - cover (Transfresh)	1
	557713	RIVET - plate	4
10	412554	CABLE - Transfresh (option 098150)	1
11	412555	CABLE - Transfresh (option 098150)	1

160G6**EVAPORATOR PANELS**Revised
02/15/06

Revised
02/15/06

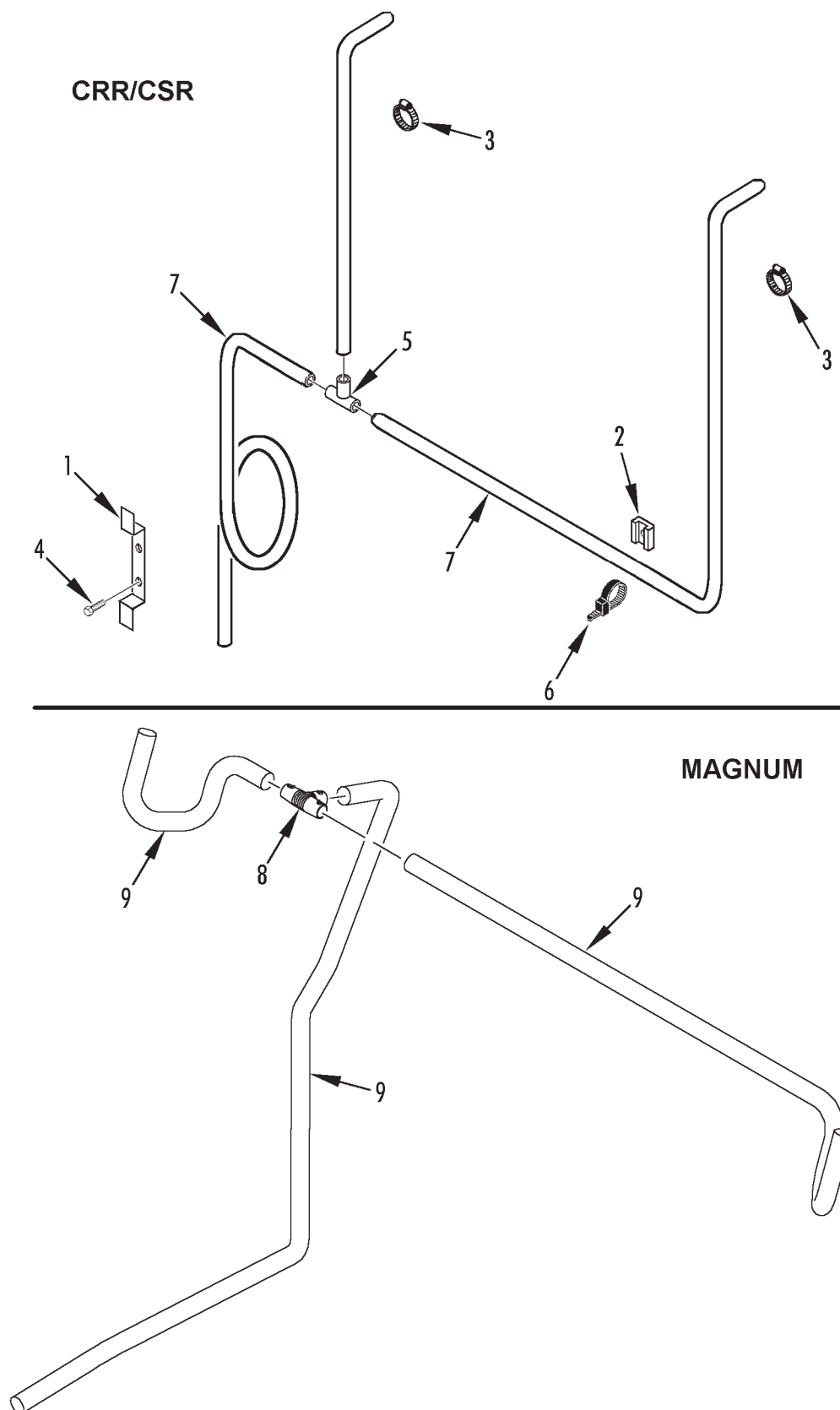
EVAPORATOR PANELS**160G6**

REF	PART NO.	DESCRIPTION	QTY
12	415405	SENSOR - PT100 (option 098106)	2
13	920722	PLATE - cover	1
	552262	RIVET - plate	6

173B6



DEFROST DRAIN

Revised
01/18/08

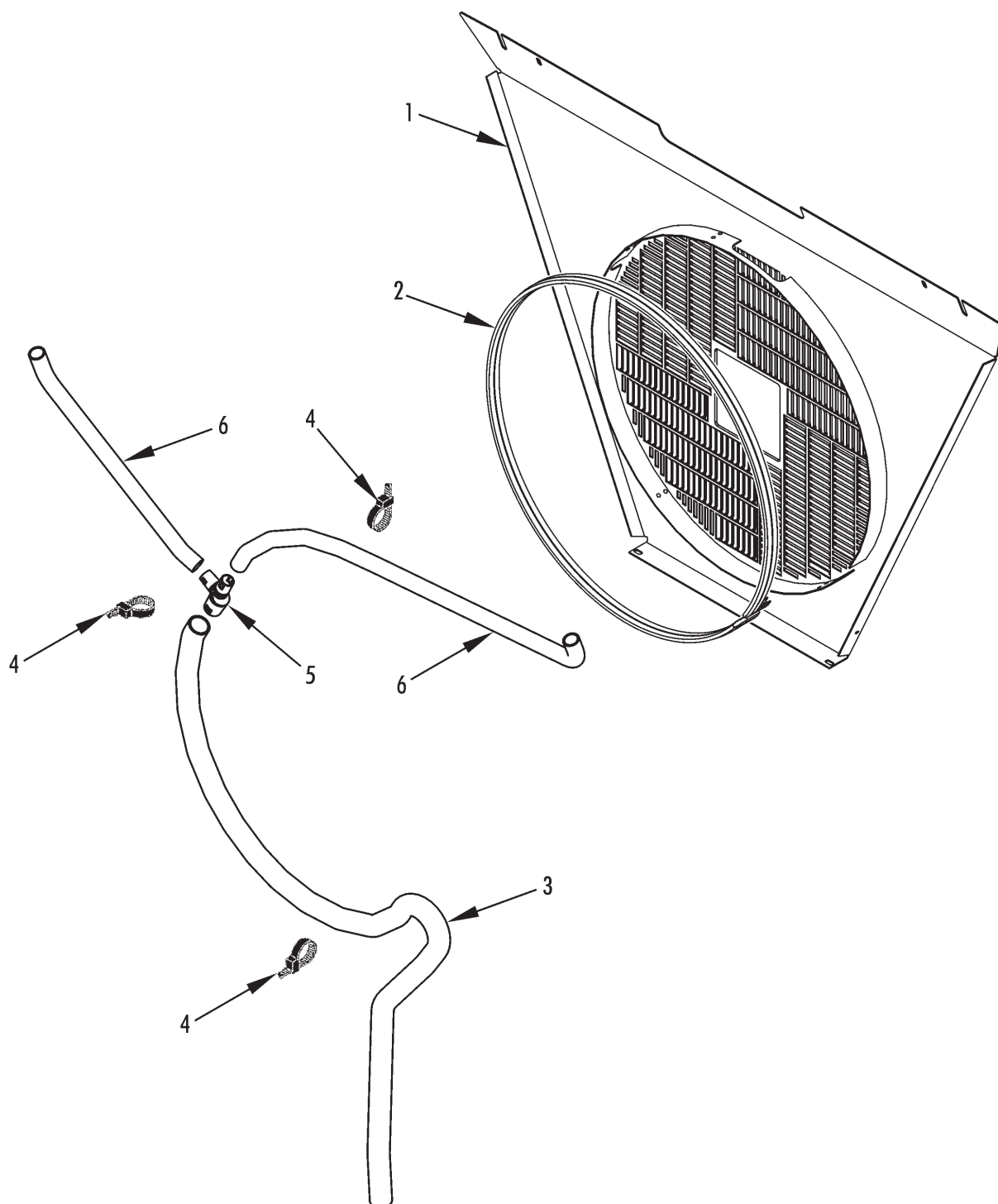
Revised
01/18/08

DEFROST DRAIN



173B6

REF	PART NO.	DESCRIPTION	QTY
1	918244TKA	BRACKET - hose	1
2	993281	MOUNT - cable tie	5
	552260	RIVET - mount	5
3	552686	CLAMP - hose	2
4	558891	SCREW - bracket	2
5	559208	CONNECTOR - T (hose)	1
6	552330	BANDWRAP	6
7	118983	HOSE - flex	1
8	119575	T-DRAIN	1
	119735	T-DRAIN (after 9/03)	1
9	119576	HOSE - flex (11/01 & after)	A/R

189C4**DEFROST DRAIN**Revised
09/08/08

Revised
09/08/08

DEFROST DRAIN



189C4

REF	PART NO.	DESCRIPTION	QTY
1	985925	GRILLE - condenser	1
	511445	SCREW - grille	4
	511464	FLATWASHER	4
	559054	WASHER (nylon)	4
2	333043	GASKET - grille (extrusion)	1
3	119734	HOSE - drain (29 mm id, cut as required)	A/R
4	552330	BANDWRAP	A/R
5	119735	TEE - drain hose	1
6	119576	HOSE - drain (21 mm id, cut as required)	A/R

180E6



NAMEPLATES

Revised
04/11/16

1




2

THERMO KING

3

WARNING
Hot Components
Compressor discharge
may be hot!



7



4

WARNING
FANS START
AUTOMATICALLY



5

WARNING !
TURN POWER OFF
BEFORE DISCONNECTING
DATALOGGER OR
CONTROLLER.

8

DATA
DOWNLOAD
PORT

WARNING

CONSULT MAINTENANCE MANUAL FOR PRECAUTIONS BEFORE WELDING ON CONTAINER OR REFRIGERATION UNIT.

1. Disconnect all power to the refrigeration unit.
2. Disconnect all quick-disconnect wire harnesses.
3. Switch all of the electrical circuit breakers in the control box to the OFF position.
4. Weld unit and/or container per normal welding procedures. Keep ground return electrode as close to the area to be welded as practical. This will reduce the likelihood of stray welding currents passing through any electrical or electronic circuits.
5. When the weld operation is completed, the unit power cables, wiring and circuit breakers must be restored to their normal condition.

10

**TRANSFRESH
DATA
CONNECTOR
A 3**

11

**TRANSFRESH
SCRUBBER
CONNECTOR
A 5**

12

WARNING Make sure container is vented before unloading, may contain low oxygen condition.

WARNING Vergewissern Sie sich, dass der Container vor dem Entladen belüftet ist, um Sauerstoffmangel auszuschließen!

ADVERTENCIA Confirme que el contenedor está ventilado antes de entrar. Puede encontrarse en condiciones de poco oxígeno.

주의 물이 가기 전에 컨테이너에 공기가 들어 있는지 확인하십시오. 오 산소 상태가 발생할 수 있습니다.

警告 積載前に換気を行ってください。酸素不足状態になる可能性があります。

警告 入る前にコンテナに換気したかどうかを確認して下さい。酸素濃度が低下するかもしれません。

14

WARNING

Do Not Operate Scroll Compressor with Service or Receiver Tank Valves Closed. Compressor Damage Will Occur.

13

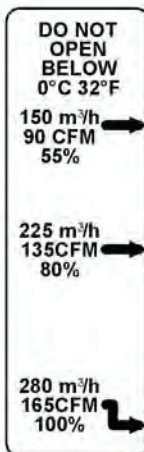
USDA #1/
SPARE 1

USDA #2/
SPARE 2

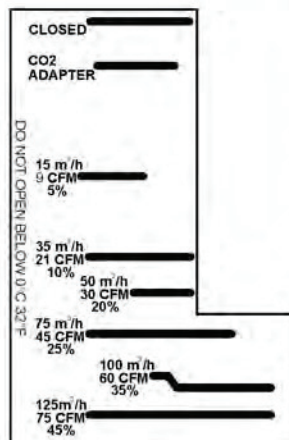
USDA #3/
SPARE 3

PULP/
SPARE 5

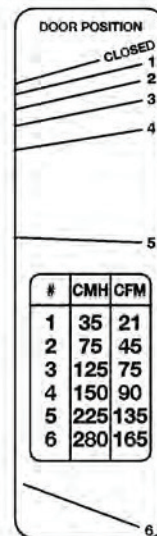
9



15



16



17

WARNING

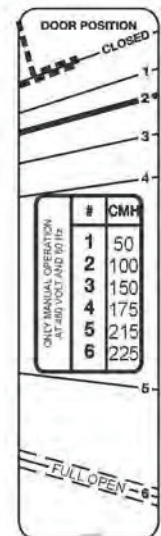
HOT COMPONENTS
Compressor Discharge may be hot.

Do not operate compressor with service valves closed. Compressor damage will occur.

18



19



20

SET FRESH AIR ONLY BY USING THE CONTROL BOX DISPLAY
UNIT EQUIPPED WITH ELECTRONIC FRESH AIR RECORDER

21



22



23

Revised
04/11/16

NAMEPLATES



180E6

REF	PART NO.	DESCRIPTION	QTY
1	918475	NAMEPLATE - TK (crest)	1
2	924305	NAMEPLATE - IR logo (red/ black)	1
3	919778	NAMEPLATE - Thermo King	1
4	918154	NAMEPLATE - R404A	1
5	918694	NAMEPLATE - Warning, Fan Start	1
6	918695	NAMEPLATE - Warning, Hot Components	1
7	915635	NAMEPLATE - Temperature Conversion	1
8	919382TKA	NAMEPLATE - Warning	1
9	920243TKA	NAMEPLATE - USDA Connections	1
	925392	NAMEPLATE - USDA Connections	1
10	921218	NAMEPLATE - Weld	1
11	918697	NAMEPLATE - Data A3	1
12	918696	NAMEPLATE - Scrubber A5	1
13	919596	NAMEPLATE - Warning, Scroll Compressor	1
14	922585	NAMEPLATE - Warning, Low Oxygen	1
15	920440	NAMEPLATE - Air Vent Handle	1
16	919831TKA	NAMEPLATE - Air Vent Door	1
17	922586	NAMEPLATE - AFAM Door Position	1
18	924724	NAMEPLATE - Warning English	1
19	934515	NAMEPLATE - TAL	1
20	925661	NAMEPLATE - AFAM Door Position	1
21	934592	NAMEPLATE - Air Vent	1
22	926814	NAMEPLATE - AFAM +	1
23	934593	NAMEPLATE - SeaCube	1

INDEX NUMERICAL BY PART NUMBER

1020795	17, 23, 31, 37, 47	333968	95	413703	53
1040691	9, 13, 45	333969	89, 97	413851	51
1040759	7, 45	334255	103, 105	414002	15, 45
114367	11	334257	101	414018	9
114929	113	334829	99	414142	57
118983	121	400776	37, 47	414382	73
119575	121	400779	37	414527	51
119576	121, 123	400786	39, 47	414919	57
119734	123	400791	45	415103	19, 47
119735	121, 123	401244	49	415104	55
2030180	69, 71, 73	411441	115	415105	53
2030219	69, 73	411976	45	415309	55, 79
2030252	69, 73	411977	65	415405	81, 119
2030348	101	412216	71	415416	85
2030385	41	412218	71	415460	25, 31
2030389	117	412405	83	415666	105
2030393	37, 41, 111	412406	49, 63, 83, 85	416150	27, 35, 47
2030454	23	412554	117	416151	29, 35, 47
2030506	57	412555	117	417238TKA	115
2030509	51	412583	49	417937	21, 27, 33, 47
2030546	77	412832	51, 111	418065	63
2030964	37	412835	57	418188	83, 85
2040918	63	412838	45	419220	47
2040974	63	412853	81	419318	49
2040975	63	412953	7, 45	419490	11
2041040	63	413083	65	419768	11
2043124	59	413301	19, 47	420575	63
3042772	83	413317	55	420879	59
3093066	53	413335	51, 57	421422	37, 47
330314	111	413336	81	421423	19, 27, 33, 45
330367	7, 11, 15, 75	413401	47	421973	49
330451	67	413402	49, 83, 85	442339	71
330566	19, 27, 33	413429	65	442966	71
330727	37	413583	113, 115	443828	65
330768	43	413584	113, 115	444051	45
332482	65	413585	81, 83	445133	65
332805	39	413586	81	445644	71
332944	103, 105	413587	81, 85	446381	53
332946	11, 13	413588	63, 81, 83, 85	446777	57
332950	7	413593	45	447782	73
332951	37	413595	51	449359	53
332962	71	413596	51	449417	63
332967	109	413597	51	449418	63
332979	37	413598	51	449780	73
332983	89, 95, 99	413599	51	449781	73
333007	17, 23, 41	413602	57	449891	45
333008	69	413603	57	450237	45
333043	87, 97, 123	413604	55	451830	67, 71
333044	9	413605	55	451831	67, 73
333212	43	413606	79	451832	67, 73
333214	109	413607	79	451859	65
333215	9, 13, 51	413608	51	451898	59
333264	111, 115	413674	111	451927	45, 61
333265	113, 115	413685	9, 45	451992	45
333837	51	413686	51	452009	57
333838	11, 13, 51	413687	53	452010	49
333912TKA	23, 31	413688	53	452012	75

INDEX NUMERICAL BY PART NUMBER

452318	75	511464	35, 55, 87, 97, 99, 115,	557075	11, 15, 17, 19, 21, 23,
452441	61	123		25, 27, 41, 51, 65, 89, 103, 105,	
452451	61	511467	41, 75, 89, 97	109, 111, 115	
452510	59	511470TKA	57	557085	9, 65, 89, 95, 109
5040970	49	511477	29, 35	557089	95
5050390	73	511496	115	557169	53, 67, 69
5060364	17, 23, 41	511872TKA	75	557170	65
5090753	105	512033TKA	37	557172	11, 15, 49, 65, 67, 103,
5090755	93	512308	103	105, 109, 111	
5090937	89, 95	513175	75, 77	557339	11, 13, 87, 93, 97, 107
5091654	89, 95	513176	75	557340	67, 69
510270	15, 47	513177	75, 77	557341	65, 67, 87, 93, 97
510273	23	550302	17	557342	9, 13, 65, 109
510336	47, 49, 117	551827	41	557344	65
510358	39	552001	65	557347	23
510618	49	552074	49	557349	109
510619	53, 55, 89, 111, 115	552260	121	557354	67, 69, 89, 95
510620TKA	93	552262	119	557357	65
510621	117	552296	21, 27, 33	557367	111
510801	89	552324	7, 13	557370	55
511211TKA	105	552330	121, 123	557372	23, 25
511418	57	552550	115	557391	95
511419	57, 75	552636	65	557404	67, 69, 111
511420	57, 75, 77	552686	121	557464	67
511421TKA	55	552864	95	557713	117
511422TKA	115	552964	65	557825	109
511423	49, 55	552988	51, 67, 69, 75	557830	43
511424	49	552995	65	557862	111
511425	31, 55, 87, 97, 99	553065	95	557864	43
511426	103	553101	89	558316	17, 25, 27
511427	7, 103, 105	553136	117	558382	43
511428	103	553251TKA	19, 25, 31	558464	23
511429	7, 11, 37, 41, 103, 105	553272	49, 81, 83	558720	67
511430	41, 97, 99, 103, 105	553364	39	558805	13
511431TKA	103, 105	553537	111	558872	15
511432TKA	37	554390	17, 23, 31	558877	11, 93, 105, 109
511433	37	555257	51	558886	109
511434	37	555900	7, 9, 51	558888	109
511435	37	555919	65	558891	9, 13, 65, 117, 121
511436	37	556388	21, 27, 29, 33	558903	13
511437	39	556695	93	558904	13, 93
511438	37	556730	23, 41	558907	13
511439	33	556988	13, 19, 67, 89, 93, 95	558908	13
511440TKA	31	556993	9, 13, 19, 89, 93, 95	558915	21, 29
511441	29, 31, 35, 45	556994	17, 51, 93, 105, 115	558919	57
511442	7, 33, 87, 99	556995	51, 65, 67, 93	558933	93
511443	7, 9, 99	556996	67	558950	19, 25, 33
511444	7, 11, 75, 97	557027	21, 111	558951	19, 25, 33
511445	45, 87, 97, 115, 123	557029	21, 29	558953	67, 93
511446	45	557033	53, 67, 69, 111	558955	71
511447	47, 61	557034	53, 67	558986	13
511448	85, 91, 99	557035	11, 17, 41, 95	558993	21, 29
511458	105	557036	75	558994	37
511459	87, 97	557042	17, 19, 23, 25, 27, 49,	558995	37
511460TKA	89, 97	51, 65, 111		559002	75
511462	41	557066	9, 13	559012	37
				559013	37

INDEX NUMERICAL BY PART NUMBER

559027	21, 23, 29	612118	39	781196	13
559030	101	612119	39	781349TKA	9
559054	7, 17, 23, 33, 45, 51, 75,	612162TKA	21, 23, 31	781524	9
	87, 93, 95, 97, 99, 115, 123	612238	23	8452009TKA	57
559086	43	612271	91, 99	8452010	49
559162	9	612464	25, 33	902482	115
559164	65	612465	27, 33	902523	7, 21, 29, 35
559166	49, 55, 95	612466	27, 33	910758	29, 35
559168	93, 103, 105, 109	612467TKA	21, 23, 31	910759	21, 29, 41
559173	95	612468	27, 33	911779	21
559208	121	612469	25, 31	911800TKA	25
559211	81	612470TKA	25, 31	912205	71
559217	9, 13	612471	25, 31	912209	71
559312	93	612472	25, 31	913238	65
559313	95	612473	25	914218TKA	67
559322	79, 81, 83, 85	612474	25, 31	914219	69
559323	79, 85, 117	612475	23	914220TKA	69
559338	111	612476	25	914380	73
559346	49	612477	23, 31	914774	21
559380	93	612569	23	915005	67, 75
559392	57	613502	25, 33	915006	67, 75
559393	57	613503	31	915007	69, 75
559395	57	613504	31, 41	915635	125
559396	55	613506	17, 25	916560	93
559402	83	613508	35	916627	41
559437	113	613525	31, 41	916628	41
559442	105	613542	31, 41	916988	65
559444	49, 57, 67, 75, 117	615619	91, 99	918100	103, 105
559541	19, 89, 93, 95, 97, 99,	616629	39	918102	103, 105
	103, 105	660874	19, 27	918103	103, 105, 109
559759	27, 51	664788	41	918104	103, 105
600285TKA	7, 17, 23, 31	666607	19, 27, 37	918105	103
610154	43	666610	23, 37, 41	918106	113, 115
610175	17	667182	17, 23, 37, 41	918108	87, 93, 97
610443	21, 27, 33	667183	19, 27, 37	918134	89, 95
610786	17, 23, 31	667543	31, 41	918140TKA	45, 61
611305	31, 41	667812	17, 37	918142TKA	45, 61
611839	19	668054	19, 27, 33, 37	918154	125
611840TKA	19	668811	17, 23, 41	918195	87, 93
611843	19	669181	17	918199	89, 95
611844	17	669194	43	918217TKA	71
611845	17	669447	31, 41	918244TKA	121
611846	19	669842	39	918252TKA	103
611847	19, 25, 31	669906	19, 25, 31	918256TKA	89, 95
611849	19	671575	31, 41	918466TKA	9, 13
611850TKA	19	671889	17, 25, 31	918467	47, 61
611852	17	671890	17	918474	87, 93, 97
611853	17	671921	19, 27, 33	918475	89, 97, 125
612048	21, 27, 33	671922	13, 19, 27, 33	918629	47, 61
612049	21, 27, 33	671923	19, 27, 33	918634	45, 61
612050TKA	21, 27, 33	672787	23	918663TKA	103, 105
612051	21, 27, 33	771401	7, 9, 13, 45	918694	125
612052	21	771498	7, 9, 13, 45	918695	125
612053	21	772467	103	918696	125
612054	21	772870	115	918697	125
612057	19, 27, 33, 47	781117	9	918705	67, 75
612117	19	781167	7	918707	69, 77

INDEX NUMERICAL BY PART NUMBER

918708	69, 77	920428	83, 85	934592	125
918709	69, 77	920440	103, 105, 125	934593	125
918725	69, 77	920456	11	985454	51
918726	69, 77	920458	11	985532	69, 75
918728	89, 95, 97	920722	119	985772	117
919021	37	920860	49	985773	117
919039	89, 95	920891	89, 95, 99	985774	117
919040TKA	87, 95	921218	125	985775	117
919041TKA	89, 95	922228	27, 33	985923	117
919048	103, 105	922229	23, 29, 35	985925	87, 93, 97, 123
919272	51	922332	9	986236	87, 97
919328	9, 13	922585	125	986518	87
919330TKA	117	922586	125	986556	117
919331TKA	117	922587	11	986560	87, 97
919380TKA	57	922588	17	986562	9
919381TKA	57	922589	17	986563	95
919382TKA	57, 125	922773	117	986564	13
919508TKA	65	922774	117	986565	117
919511TKA	95	922775	11	986566	9
919596	125	922777	45	986771	89, 99
919754	91, 95, 99	922778	15	986784	57
919778	125	922779	9	987410	89, 99
919831TKA	103, 125	922790	13	987418	89, 99
919833TKA	49	922791	13	987424	89, 99
919834	81, 83	922995	93	987430	87, 101
919914	55	923391	25, 33	987446	89, 99
919915	55	923445	55	987691	97
919922	117	923446	57	993281	121
919923	117	923547	25	993685	49, 63, 83, 85
919924	117	923548	25	994931	9
919949TKA	91, 99	923549	25	997230	67, 75
919950TKA	91, 99	923550	25	997849	77
919951TKA	91, 99	923551	25		
920206TKA	79, 81	923552	25		
920219TKA	43	923553	27	N-A	63
920234TKA	47	923554	57	NSS	9, 47, 51, 101, 117
920235TKA	47	924305	125		
920236TKA	49	924724	125		
920237TKA	49	925201	115		
920238TKA	49	925392	125		
920239TKA	51	925520	51		
920240TKA	109	925521	113		
920241TKA	109	925547	75		
920242TKA	109	925660	45		
920243TKA	83, 85, 125	925661	125		
920411	105, 113	925685	115		
920412	111	925686	115		
920413	111	925687	115		
920414	111	926814	125		
920415	111, 115	929370	61		
920416	111, 115	929488	61		
920417	111	929489	61		
920418	111	929521	61		
920419	111	929524	105		
920420	113	930274	103		
920425	9	933989	59		
920427	117	934515	125		

INDEX ALPHABETICAL BY DESCRIPTION

- * ACTUATOR, 115
 - * BASE - relay, 49
 - * BATTERY - lithium, 57
 - * BEARING, 115
 - * BEARING - opposite end, 7, 9, 13, 45
 - * BEARING - shaft end, 7, 9, 13, 45
 - * BEARING - slide, 103
 - * BOX - recorder, 75
 - * BRACKET - air vent, 115
 - * BRACKET - air vent handle, 103
 - * BRACKET - handle, 103
 - * BRACKET - latch, 75
 - * BRACKET - motor, 13
 - * BRACKET - motor (left), 9
 - * BRACKET - motor (right), 9
 - * BRACKET - rear, 115
 - * CABLE - power (69 ft), 65
 - * CAP - charge port (blue), 19, 27
 - * CAP - fitting, 23, 37, 41
 - * CAP - plug, 81
 - * CAP - receptacle, 81
 - * CLIP - relay, 49
 - * COIL (only), 21, 27, 33, 47
 - * CONNECTOR - grip, 65
 - * CONNECTOR (12-pin), 81
 - * CONNECTOR (2-pin), 53
 - * CONNECTOR (7-pin), 51
 - * COVER - recorder (includes 15, 16 & 17), 75
 - * COVER - terminal box, 37
 - * DISK - air vent, 103
 - * DISPLAY - controller, 57
 - * DOOR - AFAM, 115
 - * DOOR - control box, 57
 - * DRIVE - chart (31 day), 71
 - * ELEMENT, 73
 - * ELEMENT - thermo (1/2 od, 7.5 in lg bulb, 10 ft capillary), 71
 - * ELEMENT - thermo (3/8 od, 14 in lg bulb, 10 ft capillary), 71
 - * FITTING - barb, 103
 - * FITTING - high side, 17
 - * FLATWASHER, 65, 75, 77, 89, 103, 115
 - * FUSE (20A), 49
 - * FUSE (2A), 57
 - * GASKET, 109, 115
 - * GASKET - air vent, 103, 109, 115
 - * GASKET - cover, 69
 - * GASKET - power connector, 37
 - * GROMMET, 75
 - * GUIDE - latch, 75
 - * HANDLE - air vent, 103
 - * HINGE - door, 57
 - * HINGE - frame, 89
 - * HINGE - left (w/ pin), 69, 77
 - * HINGE - left (w/o pin), 69, 77
 - * HINGE - right (w/ pin), 69, 77
 - * HINGE - right (w/o pin), 69, 77
 - * HOLDER - fuse, 49
 - * HOOK - strap, 89
 - * INDICATOR - liquid, 17
 - * INDICATOR - volt, 73
 - * INSULATOR - hinge, 57
 - * INSULATOR - latch, 89
 - * KEY - fan, 7
 - * KEY - winding, 71
 - * KEYPAD (MP3000), 57
 - * KIT - stylus, 71
 - * KIT - thermistor, 37
 - * KNOB, 87
 - * LATCH - cover, 75
 - * LATCH - door, 89
 - * LOCKWASHER, 65, 75, 77, 103
 - * MECHANISM, 71
 - * NAMEPLATE - Air Vent, 103
 - * NAMEPLATE - Do Not Open Below 0 C, 103
 - * NUT, 57, 75, 89, 103
 - * NUT - chart, 73
 - * NUT - connector, 65
 - * NUT - wing, 103
 - * NUT, CLIP & CORD, 71
 - * O-RING, 17, 71
 - * PANEL - USDA receptacle, 81
 - * PIN - clevis, 115
 - * PIN - cotter, 115
 - * PIN - hinge, 115
 - * PIN - hinge (w/snap), 89
 - * PLATE - air vent, 103
 - * PLATE - box (bottom), 75
 - * PLATE - keeper, 69
 - * PLATE - recorder, 73
 - * PLATEN, 71
 - * PLUG - fusible, 17
 - * PLUG - power (10/4), 45
 - * PLUG - power (Minnekes), 45
 - * PROTECTOR - edge, 103
 - * RECEPTACLE (4-pin, cannon, bayonet), 81
 - * RECEPTACLE (4-pin), 79
 - * RECEPTACLE (5-pin, cannon, bayonet), 81
 - * RELAY - power (K24-58162-02), 49
 - * RETAINER - screw, 57
 - * RIVET - cap, 81
 - * RIVET - latch, 75, 89
 - * RIVET - plate, 69
 - * RIVET - receptacle, 81
 - * ROD - push, 71
 - * SCREW - box, 75
 - * SCREW - bracket, 115
 - * SCREW - door (knurled), 57
 - * SCREW - door (TIR seal), 89
 - * SCREW - ground, 37
 - * SCREW - guide (16 mm), 75
 - * SCREW - guide (30 mm), 75
 - * SCREW - handle, 103
 - * SCREW - hinge, 57, 77
 - * SCREW - plate, 75, 103
 - * SCREW - receptacle, 65
 - * SCREW - recorder, 75
 - * SCREW - strap, 89
 - * SEALER - silicone grease pack, 37
 - * SPRING, 89, 103
 - * STRAP - door, 89
 - * TERMINAL - pin, 45
 - * THERMOMETER - recording (31 day), 75
 - * TIMER, 73
 - * TUBE - coil to receiver tank, 17
 - * TUBE - receiver to condenser, 23
 - * TUBE - receiver to dehydrator, 23
 - * TUBE - tank to dehydrator, 17
 - * WASHER, 57
 - * WASHER - ground, 37
 - * WASHER - insulating, 75
 - * WASHER - insulator, 115
 - * WASHER (nylon), 57, 89, 103
 - * WINDOW, 69
 - ** CAP - fitting, 17
 - ** GASKET - cover, 77
 - ** PLATE - keeper, 75
 - ** RIVET - plate, 75
 - ** WINDOW, 77
- A**
- ADAPTER, 19, 27, 33
 - ADAPTER - 9-pin D PC to PC card (see service bulletin C061), 63
 - ADAPTER - compressor, 21, 23, 31
 - ADAPTER - high side, 37

INDEX ALPHABETICAL BY DESCRIPTION

ADAPTER - hose, **105**
 ADAPTER - push-on, **57**
 ADAPTER - serial port to
 USB, **63**
 ADAPTOR - low side, **37**
 ANTENNA (RMM+
 cellular, optional), **59**
 ARM - pen lift, **73**

B

BALL JOINT, **113**
 BANDWRAP, **121, 123**
 BARB - hose adapter, **109**
 BATTERY (12V, 1.9 AH), **51**
 BEARING - slide, **109**
 BLOCK - coil, **9, 13**
 BLOCK - terminal, **53**
 BLOCK - terminal (12 pole), **51**
 BLOCK - terminal (14 pole), **51**
 BLOCK - terminal (18 pole), **51**
 BLOCK - terminal (4 pole), **51**
 BLOCK - terminal (5 pole), **51**
 BLOCK - terminal (8 pole), **51**
 BOARD - interface, **115**
 BOARD - interface (AFAM
 +), **113**
 BOARD - relay (MP3000 A), **49**
 BOARD - relay (reman,
 MP3000 A), **49**
 BOOT - switch, **51**
 BOX - control, **51**
 BOX - control (see 158A3), **47**
 BOX - recorder, **67**
 BOX - Transfresh (not
 supplied by TK), **101**
 BRACKET - air vent handle, **105**
 BRACKET - battery, **51**
 BRACKET - cable (early
 units), **65**
 BRACKET - cable restraint
 (current units), **65**
 BRACKET - diagram, **49**
 BRACKET - exchanger, **17**
 BRACKET - frame, **87, 93, 97**
 BRACKET - grille, **115**
 BRACKET - handle, **105**
 BRACKET - heat exchanger, **25, 33**
 BRACKET - heater (11.4/
 290 long, MAGNUM SL-20), **47**
 BRACKET - heater (12.0
 long, MAGNUM SL-40), **47**
 BRACKET - heater (12.3/
 313 long, MAGNUM SL-40), **47**

BRACKET - heater (13.6/
 347 long, MAGNUM SL-40), **45**
 BRACKET - heater (13.8/
 350 long, MAGNUM), **47**
 BRACKET - heater (15.4/
 404 long, MAGNUM), **45**
 BRACKET - heater (center,
 13.6/347 long, MAGNUM
 SL), **61**
 BRACKET - heater (center,
 15.4/404 long, MAGNUM), **61**
 BRACKET - heater (center), **61**
 BRACKET - heater (ends,
 12.8/326 long, MAGNUM
 SL), **61**
 BRACKET - heater (ends,
 13.8/350 long, MAGNUM), **61**
 BRACKET - heater
 (holddown), **61**
 BRACKET - heater (lead
 end), **61**
 BRACKET - heater (spring
 end), **61**
 BRACKET - hose, **121**
 BRACKET - latch, **67**
 BRACKET - mechanical
 stop, **111**
 BRACKET - motor, **9, 13**
 BRACKET - motor box, **111**
 BRACKET - motor mount, **13**
 BRACKET - power cable
 (10/4 cable), **45**
 BRACKET - power cable
 (11/4 cable), **45**
 BRACKET - receptacle, **111**
 BRACKET - safety hook, **89, 95, 99**
 BRACKET - sensor, **11**
 BRACKET (w/ receptacle), **49**
 BREAKER - circuit (25A), **55**
 BUSHING - plug, **65**

C

CABLE - AFAM/AFAM+, **113, 115**
 CABLE - battery, **51**
 CABLE - compressor, **47**
 CABLE - connecting (25-pin,
 No. 1 & 3), **57**
 CABLE - connecting (No. 2), **57**
 CABLE - connecting (RMM,
 option 098158, 098159), **57**
 CABLE - data (15-pin D
 connector, 9-pin D PC, 20
 ft), **63**

CABLE - data (15-pin D
 connector, 9-pin D PC, 50
 ft), **63**
 CABLE - data (5-pin
 bayonet to 15-pin D
 connectors), **63**
 CABLE - data (5-pin
 threaded to 15-pin D), **63**
 CABLE - data (5-pin to 15-
 pin D connectors), **63**
 CABLE - download (5 pin to
 USB), **63**
 CABLE - download (9 pin to
 5 pin), **63**
 CABLE - power (19.2
 meters, 63 ft, 11/4 ga), **45**
 CABLE - power (24 meters,
 78 ft, 10/4 ga), **45**
 CABLE - retriever plug
 (Cannon, see download
 panel grid), **49**
 CABLE - retriever plug
 (Deutsch, see download
 panel grid), **49**
 CABLE - Transfresh (option
 098150), **117**
 CABLE & PLUG - retriever
 (cannon threaded), **81**
 CABLE & PLUG - retriever
 (Deutsch), **83, 85**
 CAP - dust, **83, 85**
 CAP - dust (5-pin Deutsch), **63**
 CAP - dust (5-pin), **63**
 CAP - dust cover, **41**
 CAP - plug, **49, 79**
 CAP - screw, **9, 13**
 CAP - tamper evident
 (optional), **39**
 CHAIN - cap, **49, 63, 83, 85**
 CHANNEL - air (MAGNUM
 SL 40 & 20), **117**
 CHANNEL - air
 (MAGNUM), **117**
 CHANNEL - fresh air, **117**
 CHANNEL - Z (100 mm
 deep), **117**
 CHANNEL - Z (57 mm
 deep), **117**
 CHANNEL - Z (MAGNUM
 20), **117**
 CHART - thermometer (31
 day), **77**
 CHART (31 day, -20 to +80
 F, box of 50), **69**
 CHART (31 day, -20 to +85
 Fahrenheit, box of 50), **71, 73**

INDEX ALPHABETICAL BY DESCRIPTION

CHART (31 day, -25 to +25
C, box of 50), **69, 73**
CHART (31 day, -30 to +25
C, box of 50), **69, 73**
CLAMP - dehydrator, **23, 31**
CLAMP - hook, **95**
CLAMP - hose, **121**
CLAMP - strap, **21**
CLAMP - suction tube, **21**
CLAMP - tube, **23, 25, 29, 35,**
41
CLAMP - tube (1/2), **21, 29**
CLAMP - tube (3/8), **21, 29**
CLAMP - valve, **27, 33**
COIL - condenser, **7, 17, 23, 31**
COIL - evaporator, **13**
COIL - evaporator (11.3/286
wide, MAGNUM SL-20,
see 183B6), **27, 33**
COIL - evaporator (11.3/286
wide, MAGNUM SL-20), **19**
COIL - evaporator (13.0/330
wide, MAGNUM SL-40,
see 183B4), **27, 33**
COIL - evaporator (13.0/330
wide, MAGNUM SL-40), **19**
COIL - evaporator (14.7/374
wide see evaporator fan
group), **33**
COIL - evaporator (14.7/374
wide, MAGNUM), **19**
COIL - evaporator (14.7/374
wide, see 180D9), **27**
COIL - evaporator (see
Refrigeration Group), **9**
COIL - valve, **19, 25, 31, 47**
COMPRESSOR - scroll, **37**
COMPRESSOR - scroll (see
180E1), **17, 23, 31, 47**
CONNECTOR - cross, **53**
CONNECTOR - grip
(sensor), **15**
CONNECTOR - harness, **13**
CONNECTOR - harness &
sensor, **9**
CONNECTOR - liquid tite, **47,**
51
CONNECTOR - plug (12-
pin), **83**
CONNECTOR - plug (16-
pin), **85**
CONNECTOR - plug (2-pin,
short circuit), **51**
CONNECTOR - plug (2-
pin), **111**
CONNECTOR - T (hose), **121**
CONNECTOR (7-pin), **57**

CONTACTOR - auxiliary (4-pin
remote option, see 158A5), **55**
CONTACTOR - auxiliary
(CSR units), **79**
CONTACTOR (CI 25), **55**
CONTROLLER (MP3000-A), **57**
CONTROLLER (reman,
MP3000-A), **57**
COUPLING - outlet, **41**
COVER - exchanger, **17**
COVER - recorder (includes
15, 16 & 17), **69**
COVER - tube, **11, 15**
COVER (instead of
thermometer), **89, 95, 97**

D

DEHYDRATOR, **17, 23, 31**
DEVICE - door position
sensor, **105**
DISK - air vent, **105, 109**
DOOR - assembly (does not
include Transfresh unit), **101**
DOOR - control box
(complete, includes 1 thru
6, 8, 9, 10 & 13), **57**
DOOR - controller (see
183B5 & 188E8), **51**
DOOR - evaporator, **93**
DOOR - evaporator (bolt-on
door), **97**
DOOR - evaporator (hinged
door, bolt-on door see
226E3), **87**
DOOR - evaporator
(Transfresh, see 212G0), **87**

F

FAN - condenser (21.6 in,
500 mm dia, 30 deg pitch,
8 blade), **7**
FAN - evaporator (10 in, 254
mm dia), **13**
FAN - evaporator (12 in, 312
mm dia, ccw, 6 blade), **9**
FAN - evaporator (14 in, 355
mm dia, ccw, 8 blade), **9**
FAN - evaporator (top air, 14
in, 355 mm dia, cw, 8 blade), **9**
FILTER - gas sensor, **11**
FITTING - flare, **19, 27**
FITTING - harness, **51**
FITTING - high side, **23, 41**
FITTING - highside, **37**

FITTING - low side, **19, 27, 37**
FLATWASHER, **7, 9, 11, 13, 15,**
17, 19, 21, 23, 25, 27, 29, 31, 35,
41, 43, 45, 49, 51, 53, 55, 65, 67,
69, 87, 89, 93, 95, 97, 99, 105,
109, 111, 115, 123
FLATWASHER (12 mm), **37**
FLATWASHER (13 mm), **37**
FLATWASHER (8.4 mm id), **19**
FLATWASHER (8.4 mm), **19**
FLATWASHER (M6), **97**
FLATWASHER (M8), **97**
FRAME - condenser, **89, 95, 99**
FRAME - condenser
(Maersk, WCC), **89, 99**
FRAME - condenser
(Transfresh), **89, 99**
FRAME - condenser (w/
nitrogen ports), **89, 99**
FRAME - condenser (WCC), **89,**
99
FUSE (7.5A), **53**

G

GASKET - air vent, **105, 113**
GASKET - controller, **57**
GASKET - cover, **51**
GASKET - door, **99**
GASKET - evaporator door, **89,**
95, 97
GASKET - gauge, **43**
GASKET - grille (extrusion), **123**
GASKET - receptacle (10 x
10), **111**
GASKET - round, **43**
GASKET - rubber extrusion, **87,**
97
GASKET - Transfresh box, **101**
GASKET - unit, **89, 95, 99**
GASKET - valve (service), **39**
GASKET (10 x 15 mm), **7**
GAUGE - suction pressure, **43**
GRILLE - condenser, **93, 123**
GRILLE - condenser (see
189C4), **87, 97**
GRILLE - evaporator
(MAGNUM 20), **117**
GRILLE - evaporator
(MAGNUM 40-SL), **117**
GRILLE - evaporator
(MAGNUM 924), **117**
GRILLE - evaporator
(MAGNUM), **117**
GRILLE - fresh air, **111, 115**
GRIP - cable, **7**

INDEX ALPHABETICAL BY DESCRIPTION

GROMMET, 7, 11, 15, 51, 67, 111
 GROMMET (22 mm), 11, 13
 GROMMET (37 mm), 11, 13
 GROMMET (47 mm), 9, 13
 GUIDE - latch, 67

H

HANDLE - air vent, 105
 HANGER - dehydrator, 17
 HARNESS - condenser fan, 7
 HARNESS - condenser fan (see 180D8), 45
 HARNESS - control box, 45
 HARNESS - evaporator (three fan, see 183B6), 45
 HARNESS - evaporator (two fan, see 180D9), 45
 HARNESS - evaporator fan, 15
 HARNESS - evaporator fan (MAGNUM SL-40), 9
 HARNESS - evaporator fan (MAGNUM), 9
 HARNESS - remote monitor, 79
 HARNESS - sensor (humidity, MPC), 45
 HEAT EXCHANGER - economizer, 17, 25, 31
 HEATER (1360W, 18 ga leads), 61
 HEATER (2000W, 16 ga leads), 61
 HEATER (680W, 2 meter leads, see 259A4), 45
 HEATER (680W, 2 meter leads), 61
 HINGE, 95
 HINGE - air vent, 105
 HINGE - cover, 49
 HINGE - evap door, 93
 HINGE - plate, 113
 HINGE SET - left, 69
 HINGE SET - right, 69
 HOOK - strap, 95
 HOSE - drain (21 mm id, cut as required), 123
 HOSE - drain (29 mm id, cut as required), 123
 HOSE - flex, 121
 HOSE - flex (11/01 & after), 121
 HOSE - sensor (1/4 od x 35 ft lg), 11
 HOUSING - evaporator (12 in, 312 mm dia), 9

HOUSING - evaporator (14 in, 355 mm dia fans), 9
 HOUSING - motor, 111
 HOUSING - relief valve, 91, 99

I

INDICATOR, 41
 INDICATOR - liquid, 23
 INLET - fresh air (MAGNUM SL 40 & 20), 117
 INLET - fresh air (MAGNUM), 117
 INSERT - threaded, 13
 INSULATION - heat exchanger, 25
 INSULATION - mylar, 25
 INSULATION - tube (14.1 in lg), 27
 INSULATION - tube (19.0 in lg), 25
 INSULATION - tube (24.5 in lg), 25
 INSULATION - tube (42.1 in lg), 25
 INSULATION - tube (5.5 in lg), 25
 INSULATOR, 49, 65
 INSULATOR - latch, 95
 INTERLOCK, 55

K

KEEPER - door latch, 87, 93
 KEY - fan, 13
 Kit - condenser coil stud (set of three), 7, 21, 29, 35
 KIT - gasket & grease, 37
 KIT - MAG+ AFAM+ W/ CO2, 115
 KIT - power cord, 39
 KIT - sensor (universal), 45
 KIT - thermistor, 47
 KIT - window repair (MP300), 59
 KNOB, 95

L

LABEL - AFAM door position, 115
 LABEL - air ventilation, 109
 LATCH - cover, 67
 LATCH - door, 95
 LINKAGE, 111

LOCKWASHER, 7, 9, 11, 13, 23, 37, 41, 45, 49, 55, 65, 67, 69, 105, 109, 111
 LOCKWASHER (external tooth), 9

M

MASTIC - heat transfer, 23
 MODEM (RMM, option 098158, 098159, 098983), 59
 MODEM (RMM+ cellular, optional), 59
 MOTOR - condenser fan (0.75 hp), 7
 MOTOR - condenser fan (see 180D8), 45
 MOTOR - damper (24VDC), 111
 MOTOR - evaporator fan (two fan see 180D9, three fan see 183B6), 45
 MOTOR - fan, 9, 13
 MOUNT - cable tie, 121

N

NAMEPLATE - AFAM +, 125
 NAMEPLATE - AFAM Door Position, 125
 NAMEPLATE - Air Vent, 125
 NAMEPLATE - Air Vent Door, 125
 NAMEPLATE - Air Vent Handle, 125
 NAMEPLATE - Arrow, 9
 NAMEPLATE - Caution, 49
 NAMEPLATE - Data A3, 125
 NAMEPLATE - data download (USDA), 85
 NAMEPLATE - data download USDA, 83
 NAMEPLATE - Do Not Open Below 0 C, 105
 NAMEPLATE - IR logo (red/black), 125
 NAMEPLATE - On/Off, 51
 NAMEPLATE - Phase Select, 57
 NAMEPLATE - R404A, 125
 NAMEPLATE - Scrubber A5, 125
 NAMEPLATE - SeaCube, 125
 NAMEPLATE - TAL, 125
 NAMEPLATE - Temperature Conversion, 125

INDEX ALPHABETICAL BY DESCRIPTION

NAMEPLATE - Thermo King, **125**
 NAMEPLATE - TK, **89, 95, 97**
 NAMEPLATE - TK (crest), **125**
 NAMEPLATE - USDA Connections, **125**
 NAMEPLATE - Warning, **125**
 NAMEPLATE - Warning English, **125**
 NAMEPLATE - Warning, Fan Start, **125**
 NAMEPLATE - Warning, Hot Components, **125**
 NAMEPLATE - Warning, Low Oxygen, **125**
 NAMEPLATE - Warning, Power Off, **57**
 NAMEPLATE - Warning, Scroll Compressor, **125**
 NAMEPLATE - Weld, **125**
 NUT, **7, 11, 13, 17, 19, 23, 25, 27, 31, 37, 43, 49, 51, 53, 55, 57, 65, 67, 69, 87, 93, 95, 97, 99, 105, 107, 109, 111**
 NUT - controller, **57**
 NUT - filter, **17**
 NUT - o-ring seal, **19, 25, 33**
 NUT - receiver tank, **23**
 NUT - speed, **49**
 NUT - wing, **105, 109**
 NUTSTRIP, **9**
 NUTSTRIP - bracket, **11**

O

O-RING, **17, 23, 41**
 O-RING - suction, **37**
 O-RING (#8), **19, 27, 33**
 OIL - compressor (1L), **37**

P

PANEL - USDA receptacle, **85**
 PANEL - USDA receptacle (4/00 & after), **83**
 PANEL - USDA receptacle (before 4/00), **83**
 PANEL - USDA receptacle (see 157H2 & 189D7), **117**
 PANEL - USDA receptacle (see USDA Download Panel), **47**
 PANEL - USDA, assembly, **81**
 PIN - cotter, **111**
 PIN - hinge, **105**
 PIN - hinge (w/ snap), **95, 113**

PLATE - air vent, **105, 109**
 PLATE - bottom, **55**
 PLATE - box (bottom), **67**
 PLATE - cable storage (front), **93**
 PLATE - cable storage (units w/ water cooled cond), **87, 97**
 PLATE - cable storage (units w/o water cooled cond), **87, 97**
 PLATE - cover, **119**
 PLATE - cover (Transfresh), **117**
 PLATE - end terminal, **53**
 PLATE - guard, **87, 93, 97**
 PLATE - guard (w/ gauge), **43**
 PLATE - rear (bottom), **117**
 PLATE - rear (top), **117**
 PLUG, **39**
 PLUG - fusible, **23, 41**
 PLUG - outlet, **41**
 PLUG - power (50A, blue), **65**
 PLUG - power (50A), **65**
 PLUG - power (60A, orange), **65**
 PLUG - seal, **49**
 PLUG - spare hole, **83**
 POCKET - sensor, **91, 95, 99**
 PORT - injection (optional), **91, 99**
 PROTECTOR - edge, **105**

R

RAIL - din (125 mm), **55**
 RAIL - din (60 mm), **55**
 RAIL - terminal block, **53**
 RECEPTACLE - power (32A, 440V), **65**
 RECEPTACLE (3-pin, Deutsch), **83**
 RECEPTACLE (4-pin, Deutsch), **85**
 RECEPTACLE (5-pin, Deutsch), **83**
 RETAINER - pin, **113**
 RIVET - box, **101**
 RIVET - bracket, **49, 51**
 RIVET - cap, **79, 83, 85**
 RIVET - channel, **117**
 RIVET - connector, **83, 85**
 RIVET - grille, **117**
 RIVET - hinge, **93**
 RIVET - housing, **9, 91, 99**
 RIVET - inlet, **117**
 RIVET - latch, **67, 95**
 RIVET - mount, **121**
 RIVET - panel, **81, 83, 85**
 RIVET - plate, **117, 119**

RIVET - plug, **49**
 RIVET - port, **91, 99**
 RIVET - receptacle, **79**
 ROD - linkage, **111**

S

SCREEN - med fly, **103**
 SCREW, **109**
 SCREW - air vent, **109**
 SCREW - battery, **51**
 SCREW - box, **67**
 SCREW - bracket, **9, 13, 33, 45, 47, 49, 61, 65, 69, 87, 89, 93, 95, 99, 111, 115, 121**
 SCREW - cable, **65**
 SCREW - channel, **117**
 SCREW - clamp, **21, 23, 25, 27, 29, 31, 33, 35, 41, 95**
 SCREW - clamp (50 mm), **21, 29**
 SCREW - clamp (65 mm), **21, 29**
 SCREW - coil, **7, 9, 13, 17**
 SCREW - compressor, **37**
 SCREW - control box, **51**
 SCREW - cover, **11, 15, 17, 89, 95, 97**
 SCREW - dehydrator, **25**
 SCREW - dehydrator clamp, **27**
 SCREW - discharge valve, **39**
 SCREW - disk, **105**
 SCREW - door, **95**
 SCREW - door (M6, TIR seal), **97**
 SCREW - door (M8, TIR seal), **97**
 SCREW - door (Phillips), **57**
 SCREW - flange, **37**
 SCREW - gauge, **43**
 SCREW - grille, **87, 93, 97, 111, 115, 123**
 SCREW - guide (12 mm), **67**
 SCREW - guide (25 mm), **67**
 SCREW - handle, **105**
 SCREW - hanger, **17**
 SCREW - hinge, **49, 69**
 SCREW - hinge (TIR seal), **89, 95**
 SCREW - keeper, **87**
 SCREW - keeper (TIR seal), **93**
 SCREW - linkage, **111**
 SCREW - motor, **7, 9**
 SCREW - motor (22 mm), **13**
 SCREW - motor (25 mm), **13**

INDEX ALPHABETICAL BY DESCRIPTION

SCREW - plate, **67, 87, 93, 97, 105, 117**
 SCREW - plate (20 mm), **93**
 SCREW - plate (25 mm), **93**
 SCREW - plate to box, **55**
 SCREW - rail, **53**
 SCREW - recorder, **67**
 SCREW - relay board, **49**
 SCREW - screen, **103**
 SCREW - sensor, **11**
 SCREW - strap, **95**
 SCREW - tank, **41**
 SCREW - thermostat, **47**
 SCREW - transformer, **55, 65**
 SCREW - vent hinge, **105**
 SCREW (25 mm), **19**
 SCREW (pan hd), **55**
 SEAL (PTFE), **23, 31**
 SEALER - locking, **41**
 SEALER - polyurethane (white), **117**
 SEALER - RTV, **101**
 SEALER - thread, **41, 111**
 SEALER - thread (red), **37**
 SENSOR - gas (CO2 only), **11**
 SENSOR - gas (O2/CO2), **11**
 SENSOR - humidity, **47**
 SENSOR - PT100, **81**
 SENSOR - PT100 (option 098106), **119**
 SENSOR (3-pin, Deutsch, 14 m, NTC), **83, 85**
 SHOULDER - o-ring seal, **19, 25, 33**
 SPACER, **29, 35**
 SPACER - clamp, **27, 33**
 SPACER - compressor, **23**
 SPACER (1/03 - 3/10, height - 17.4, dia 34.3), **37**
 SPACER (18 mm), **21, 29**
 SPACER (3/10 & after, height - 17.9, dia 34.3), **37**
 SPACER (before 1/03, height - 16.3, dia 31.7), **37**
 SPRING, **95, 105**
 SPRING - heater, **45, 61**
 STRAP - door, **95**
 SWITCH - hpco, **37, 47**
 SWITCH - lpco, **19, 27, 33, 45**
 SWITCH - On/Off (unit & cond fan), **51**

T

T-DRAIN, **121**
 T-DRAIN (after 9/03), **121**

TANK - receiver, **17, 23**
 TANK - water cooled condenser, **41**
 TANK - water cooled condenser (see 154E13), **31**
 TEE, **25, 27, 31, 33**
 TEE - drain hose, **123**
 TEE (1/2), **21**
 TEE (3/8), **19**
 TERMINAL - stop clip, **53**
 THERMOMETER - recording (31 day, Partlow, 098025, see 147B2), **67**
 THERMOMETER - recording (31 day, Saginomiya, AC power, 098030, see 147B9), **67**
 THERMOMETER - recording (31 day, Saginomiya, battery, 098026, see 147B9), **67**
 THERMOMETER - recording (Saginomiya, 31 day battery), **73**
 THERMOMETER - recording (Saginomiya, 31 day, AC power), **73**
 THERMOMETER (31 day, F), **71**
 THERMOMETER & BOX ASSEMBLY, **75**
 THERMOSTAT - defrost termination, **47**
 TOOL - tester (MP3000), **59**
 TRANSDUCER - discharge (200 psi), **47**
 TRANSDUCER - discharge (500 psi), **29, 35**
 TRANSDUCER - suction (200 psi), **27, 35, 47**
 TRANSFORMER, **55, 65**
 TRAY - high voltage (see 158A1), **51**
 TRIM - edge guard, **9**
 TUBE - coil to dehydrator (units w/o WCC), **35**
 TUBE - coil to flange (units w/ flanged compressor), **19**
 TUBE - coil to valve (units w/ service valves), **19**
 TUBE - condenser to condenser, **31, 41**
 TUBE - condenser to filter, **41**
 TUBE - condenser to tee, **31**
 TUBE - dehydrator to tee, **17**
 TUBE - equalizer, **21, 27, 33**

TUBE - equalizer (MAGNUM 20), **21**
 TUBE - exchanger to coil (#2), **27, 33**
 TUBE - expansion valve to exchanger, **25, 31**
 TUBE - expansion valve to inlet, **21**
 TUBE - expansion valve to inlet (MAGNUM 20), **21**
 TUBE - expansion valve to tee, **19, 21, 27, 33**
 TUBE - expansion valve to tee (MAGNUM 20), **21**
 TUBE - filter, **17, 25, 31**
 TUBE - filter to tee, **25**
 TUBE - flange to coil (units w/ flanges), **17**
 TUBE - gauge (w/ activator), **43**
 TUBE - heat exchanger to evaporator, **27, 33**
 TUBE - liquid injection, **19, 25, 31**
 TUBE - receiver to dehydrator, **23**
 TUBE - stub (1.88 lg), **41**
 TUBE - stub (2.25 lg), **41**
 TUBE - suction (4/05 & after), **25, 33**
 TUBE - suction (before 4/05), **25, 33**
 TUBE - suction to ball valve, **27, 33**
 TUBE - suction to valve, **19**
 TUBE - tee to distributor, **21, 27, 33**
 TUBE - tee to exchanger, **19, 25, 31**
 TUBE - tee to valve, **17, 25, 31**
 TUBE - tx bulb, **25**
 TUBE - valve to coil, **23, 31**
 TUBE - valve to coil (units w/ valves), **17**
 TUBE - valve to compressor, **21, 31**
 TUBE - valve to dehydrator, **31, 41**
 TUBE - valve to evaporator, **19**
 TUBE - valve to expansion, **19, 25, 31**
 TUBE (0.500 od x 1.880 lg cu), **31**
 TUBE (0.500 od x 2.250 lg cu), **31**

INDEX ALPHABETICAL BY DESCRIPTION

V

VALVE, **39**
 VALVE - ball, **27, 31, 33, 41**
 VALVE - digital, **19, 47**
 VALVE - discharge, **39**
 VALVE - expansion, **21, 27, 33**
 VALVE - expansion
 (economizer), **19, 25, 31**
 VALVE - pressure relief, **91, 99**
 VALVE - solenoid, **47**
 VALVE - solenoid (vapor
 injection), **19, 25, 31**
 VALVE - suction, **39**
 VALVE - vacuum (11/05 &
 after), **91, 99**
 VALVE - vacuum (before 11/
 05), **91, 99**
 VALVE (PWM), **27, 33**
 VENT - air, **113**
 VENT - air (complete), **103**

W

WASHER, **17, 87, 93, 95**
 WASHER - insulating, **11, 23,**
33, 43, 105, 117
 WASHER - insulating
 (nylon), **49, 57, 67**
 WASHER - insulation, **87, 93,**
97, 105
 WASHER - insulator, **45, 51, 53,**
55, 111, 115
 WASHER - insulator (8.4
 id), **105**
 WASHER - sealing, **39**
 WASHER - shoulder, **111**
 WASHER - vibration damper, **37**
 WASHER (M6, nylon), **97**
 WASHER (M8, nylon), **97**
 WASHER (nylon), **7, 11, 15, 21,**
29, 67, 87, 89, 93, 95, 97, 99,
105, 109, 123
 WASHER (vinyl), **87**



Ingersoll Rand's Climate Solutions sector delivers energy-efficient HVACR solutions for customers globally. Its world class brands include Thermo King, the leader in transport temperature control and Trane, a provider of energy efficient heating, ventilating and air conditioning systems, building and contracting services, parts support and advanced controls for commercial buildings and homes.

Distributed by:

Thermo King Corporate

314 West 90th Street
Minneapolis, MN 55420

Direct (952) 887-2200